



RIPE NCC
RIPE NETWORK COORDINATION CENTER

How the Internet routed around **Cable Damage** in the **Baltic Sea**

Internet event analysis with **RIPE Atlas**



Featured article

SEE 13: Advancing Internet Technologies in South East Europe

ripe ipv6 ripe routing country security

Qasim Lone — 3 Apr 2025
18 min read

Following up on our series of regional reports, we present developments in routing security and IPv6 uptake in South East Europe (SEE). We look into the changes in RPKI deployment and IPv6 capability for networks in the region ahead of the upcoming SEE 13 meeting that will take place in Sofia, Bulg...

Read article



Explore Categories: Podcasts Network Operations Measurements and Statistics Internet Governance Technology and Innovation Community and Events ... View all

Latest articles



Hands-On the Network: Our Experience with RouterLab

Tiago Heinrich • 3 Apr 2025 • 8 min read

Traditionally, computer network courses focus on introducing students to the various concepts of the Internet's architecture and its protocols. While such courses equip students with a theoretical foundation on how the Internet works, they often fail to cover the practical and operational aspects o...

routing training competition +1



Low-Latency Hardware-Assisted Virtual Networking

Florian Wiedner • 27 Mar 2025 • 6 min read

Virtualisation can help optimise resource sharing, providing improved support for low-latency applications when compared to bare-metal systems. But achieving ultra-low latency on cost-effective hardware requires strategic planning.

cloud research measurements



The RIPE Labs Article Competition - RIPE 90

Open until 4 April 2025

The RIPE Labs article competition is back again! Have something interesting to say about the past, present, or future state of the Internet? Tell your story on RIPE Labs and win a chance to join us at RIPE 90 this May in Lisbon, Portugal.

Latest Podcasts



Emile Aben: How the Internet Routed Around Damage in the Baltic Sea

Alun Davies
31 Mar 2025
2 min read



Francesca Bosco: Who Governs Cyberspace?

Anastasiya Pak
3 Feb 2025
2 min read



Unlocking UX: A User-Centred Journey for RIPEstat

Antonella De Bellis • 26 Mar 2025 • 5 min read

User experience design is not about trends, it's about solving real problems. The team behind the RIPEstat talk in depth about the design journey they undertook to create the latest iteration of the UI.

ripestat operational



Search terms

baltic sea cables

Timeframe

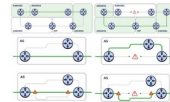
Any time

Sort by

Most relevant

Search

Search found 7 results



A Deep Dive Into the Baltic Sea Cable Cuts

Emile Aben • 19 Dec 2024 • 25 min read

With last month's cuts in two major Baltic Sea Internet cables now successfully repaired, and another cut having occurred in the meantime, we analyse these events and delve deeper into the question of how exactly the Internet has remained resilient.

atlas outages research +2



Does the Internet Route Around Damage? - Baltic Sea Cable Cuts

Emile Aben • 20 Nov 2024 • 10 min read

This week's Internet cable cuts in the Baltic Sea have been widely reported, even as attempts to understand their cause and impact continue. We turn to RIPE Atlas to provide a preliminary analysis of these events and ask to what extent the Internet in the region has been resilient to them.

atlas outages research +3



Emile Aben: How the Internet Routed Around Damage in the Baltic Sea

Alun Davies • 31 Mar 2025 • 2 min read

When two Internet cables in the Baltic Sea were reported as broken last November, we turned to RIPE Atlas to examine the damage. In this episode, Emile Aben discusses what his analysis uncovered about the impact of these and similar incidents, and how the Internet remained resilient.

atlas podcast outages measurements



Read more on RIPE Labs:



About the author

Manage Profile

Based in [Amsterdam, NL](#)

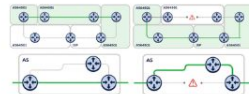
I'm a data scientist at the RIPE NCC. I'm a chemist by training, but have been working since 1998 on Internet related things, as a sysadmin, security consultant, web developer and researcher. I am interested in technology changes (like IPv6 deployment), Internet measurement, data analysis, data visualisation, sustainability and security. I'd like to bring research and operations closer together, ie. do research that is operationally relevant. When I'm not working I like to make music (electric guitar, bass and drums), do sports (swimming, (inline) skating, bouldering, soccer), and try to be a good parent.

Links & Social



Articles 105 Contributions 64 Comments 18

Newest



A Deep Dive Into the Baltic Sea Cable Cuts

Emile Aben • 19 Dec 2024 • 25 min read

With last month's cuts in two major Baltic Sea Internet cables now successfully repaired, and another cut having occurred in the meantime, we analyse these events and delve deeper into the question of how

Baltic Sea cable damage



Partial timeline (focus on initial events we analysed)

- 17 Nov 2024: **BCS East-West** outage
- 18 Nov 2024: **C-LION1** outage
- 27 Nov 2024: **BCS East-West** restored
- 28 Nov 2024: **C-LION1** restored
- 25 Dec 2024: **C-LION1** outage
- 06 Jan 2025: **C-LION1** restored
- 26 Jan 2025: **LVRTC** outage
- 28 Feb 2025: **LVRTC** restored

Baltic Sea cable damage



Media coverage

Two Baltic Sea cables disrupted – is this ‘hybrid warfare’?

By Annie Turner - 19 November 2024

European governments point finger at Russia over Baltic cable cuts

Investigations are underway into two subsea cable breaches in the Baltic and European governments are starting to suggest that Russia is behind

Mary Lennighan
November 20, 2024

3 Min Read



Sweden opens inquiry into damaged undersea cable as Nato deploys ships

A vessel has been seized at optic line, probably due to

December 31, 2024

Christmas Day Cable Cuts in the Baltic Sea

Written by Alexander Lott

Damaged cables appear to be accident, Finland says

3 December 2024
George Wright
BBC News

Share Save



marine telecommunication cables in Lithuania, Russia, and... In addition, an undersea cable was cut by a ship anchor. The cable involved a foreign crew member over a hundred kilometers

incident occurred in October 2024, and the location is indicated on the map by the infrastructure located in the NewNew f... electricity cable and the ship's decisive intervention

ical offshore infrastructure and the Eagle S incident



Sweden Investigates New Cable Break Under Baltic Sea

Authorities are looking into possible damage to an undersea cable east of Gotland island. NATO has stepped up its surveillance in the region.

Baltic subsea cable damage was accidental, not sabotage - US and European officials

Refutes all claims of Russian sabotage

January 20, 2025 By: Niva Yadav Have your say



Subsea cable damage in the Baltic Sea in recent months was likely the result of maritime accidents, not Russian sabotage, according to several US and European intelligence officials.

As reported by [The Washington Post](#), US and European officials have gathered evidence - including intercepted communications - which have concluded that anchors were dragged across the seabed accidentally because of inexperienced crews aboard poorly maintained



A Swedish Coast Guard vessel in the Baltic Sea. Sweden also investigated the severing



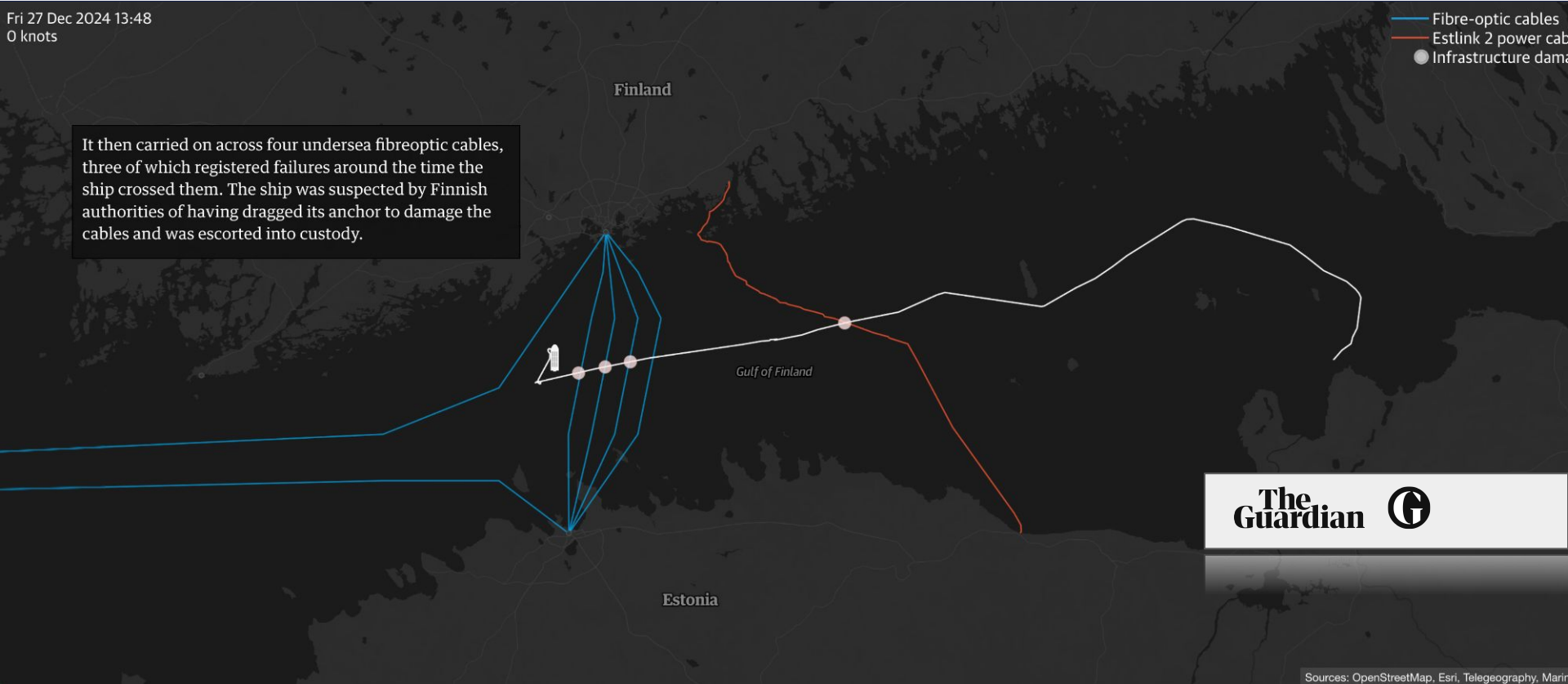
Baltic Sea cable damage



Fri 27 Dec 2024 13:48
0 knots

- Fibre-optic cables
- Estlink 2 power cab
- Infrastructure dama

It then carried on across four undersea fibreoptic cables, three of which registered failures around the time the ship crossed them. The ship was suspected by Finnish authorities of having dragged its anchor to damage the cables and was escorted into custody.



Sources: OpenStreetMap, Esri, Telegeography, Marin

Measuring damage with RIPE Atlas



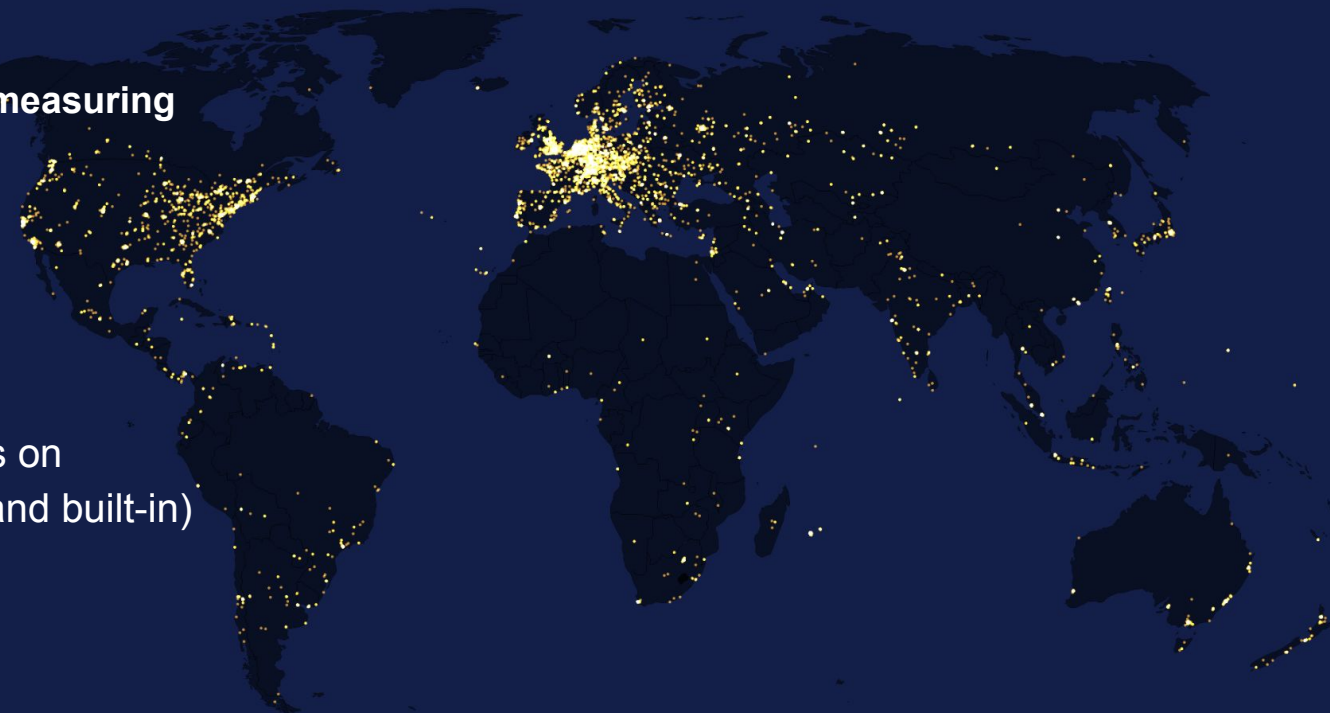
RIPE Atlas

A global network of probes measuring the Internet in real time

13,400+ probes connected

800+ anchors deployed

35,000+ daily measurements on average (both user-defined and built-in)



Measuring damage with RIPE Atlas



Anchor mesh

RIPE Atlas anchors support ping, traceroute, DNS, HTTP/S measurements

Each anchor performs ongoing ping measurements to all other anchors at four-minute intervals

Resulting 'mesh' of measurements lets us observe latency changes and packet loss between anchors



First look



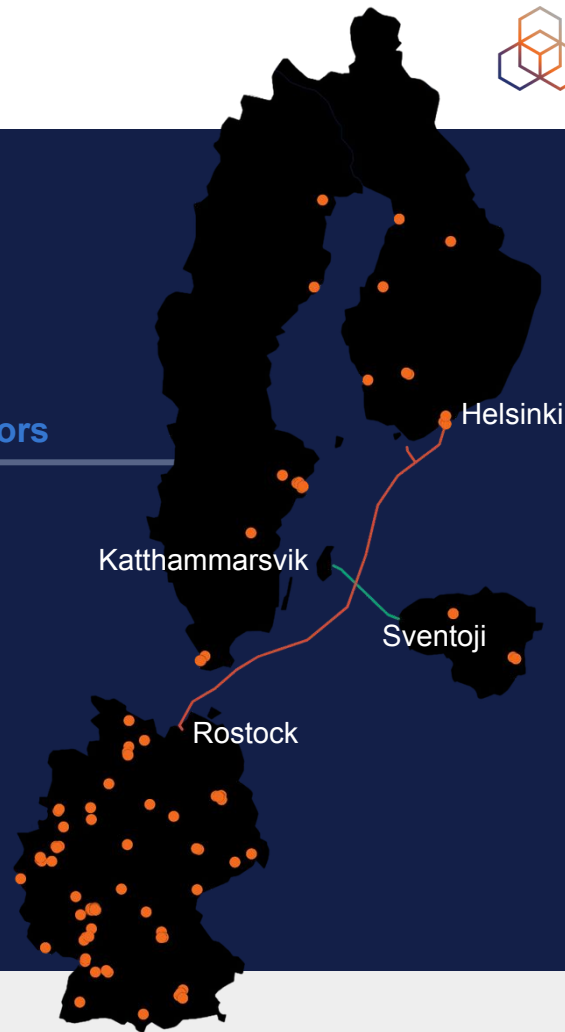
17-18 November

BSC East-West: Sweden-Lithuania

C-LION1: Germany-Finland

We looked at results in the RIPE Atlas anchor mesh between these countries around reported time of the event

Country	# anchors
Germany:	100
Sweden:	15
Finland:	12
Lithuania:	5



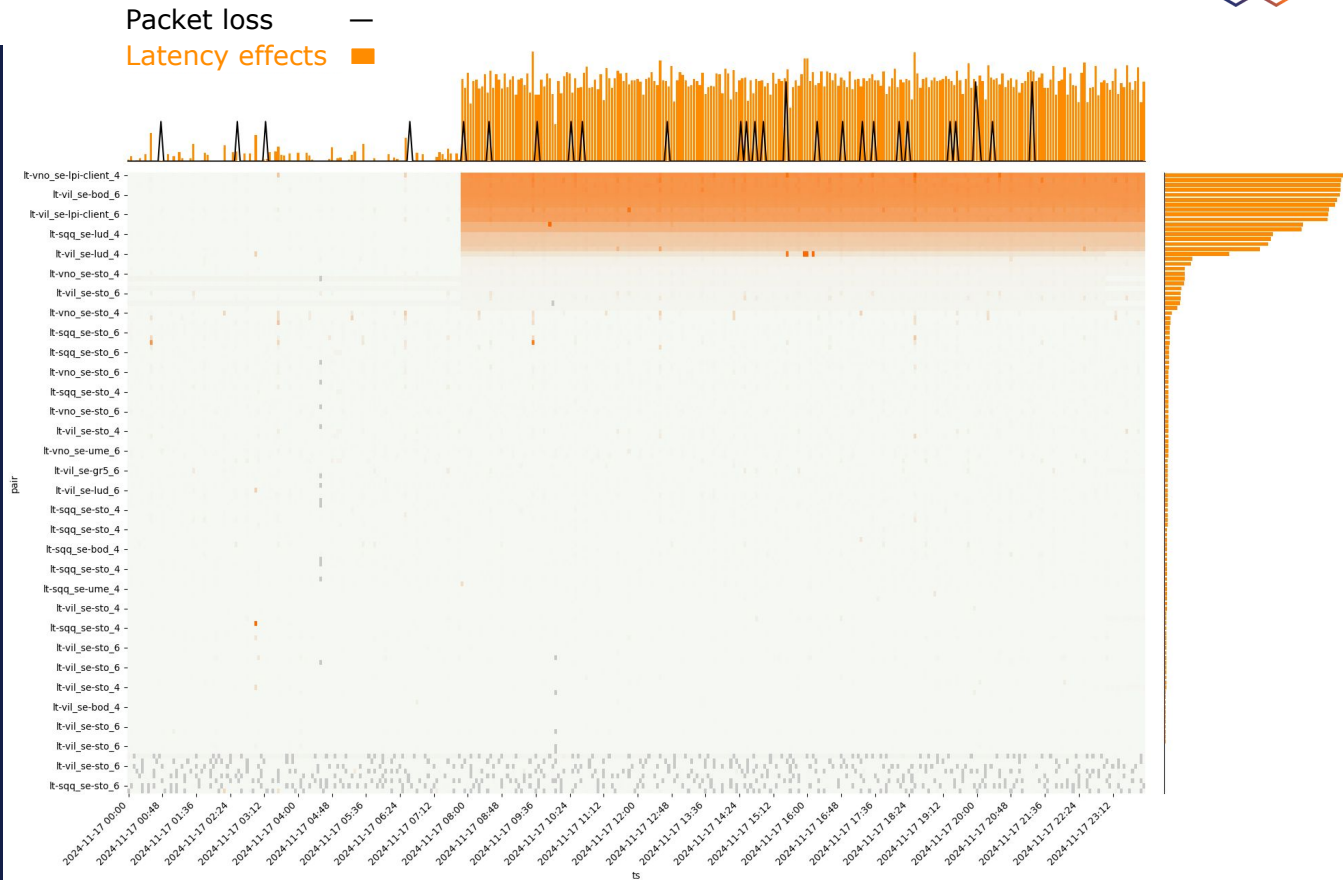


Latency shift

12 hour before/after
time of event

Latency increase of
approx 10-20 ms
shortly before
08:00 UTC on
17 November

*We subtract the minimum latency for
a path during our observation period
to make the latency jumps
comparable*





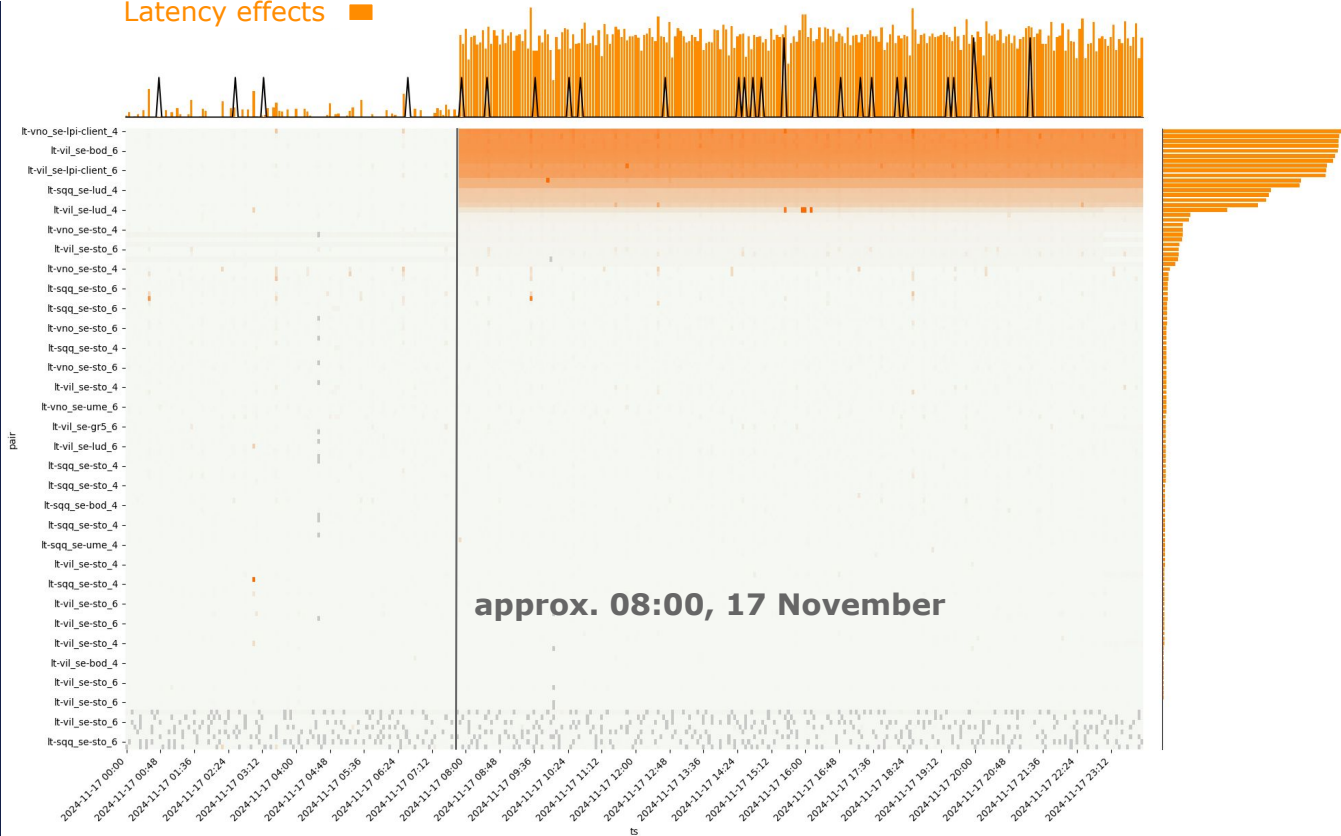
Latency shift

12 hour before/after
time of event

Latency increase of
approx 10-20 ms
shortly before
08:00 UTC on
17 November

*We subtract the minimum latency for
a path during our observation period
to make the latency jumps
comparable*

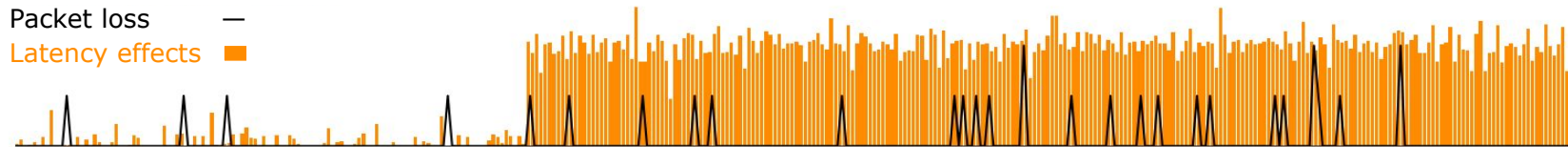
Packet loss —
Latency effects ■





Packet loss

Baseline of 0% packet loss
(with occasional spikes)



No significant increase in packet loss at time of
the cable cut (shortly before 08:00 UTC)

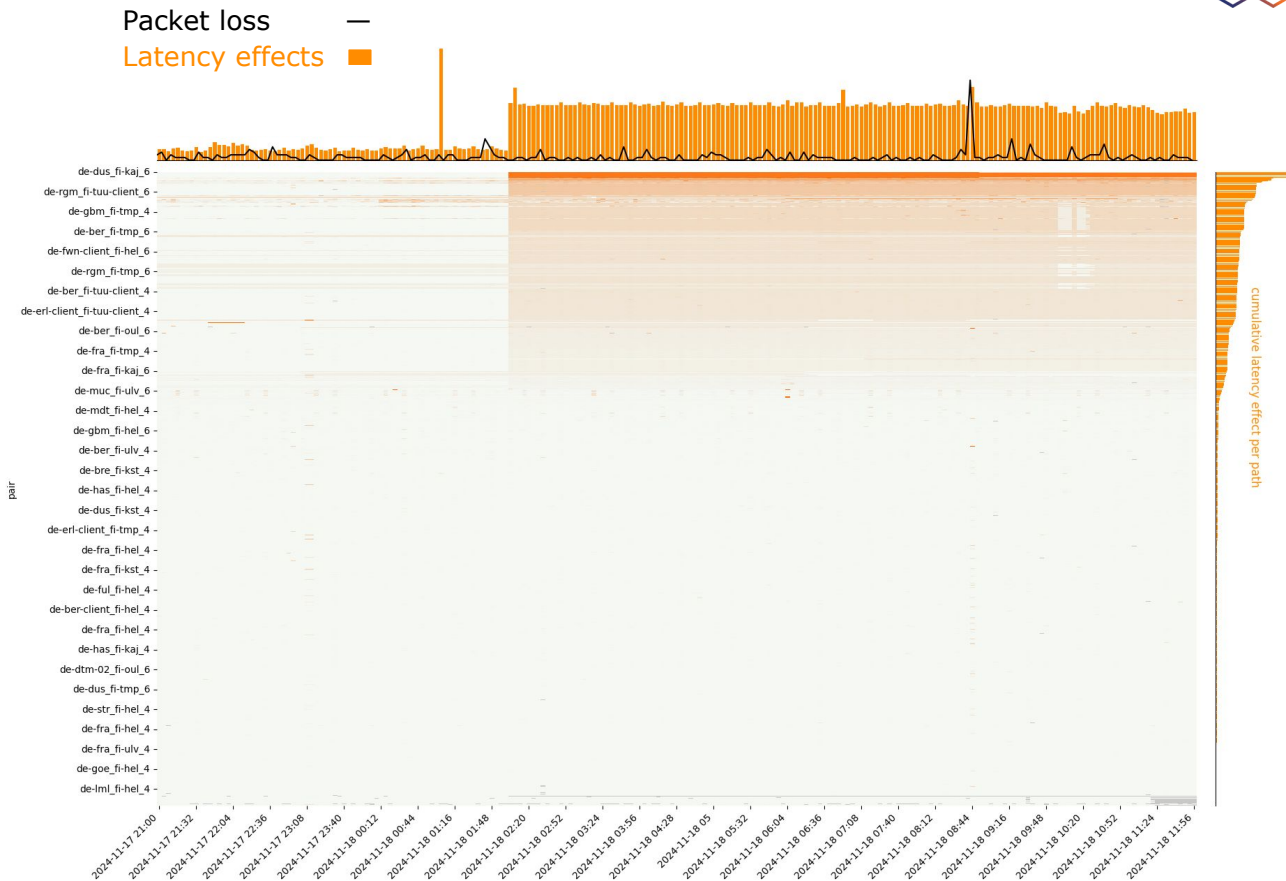


Latency shift

Latency increase of approx 5ms a little after 02:00 UTC on 18 November

Packet loss

Again, no significant increase in packet loss at time of break



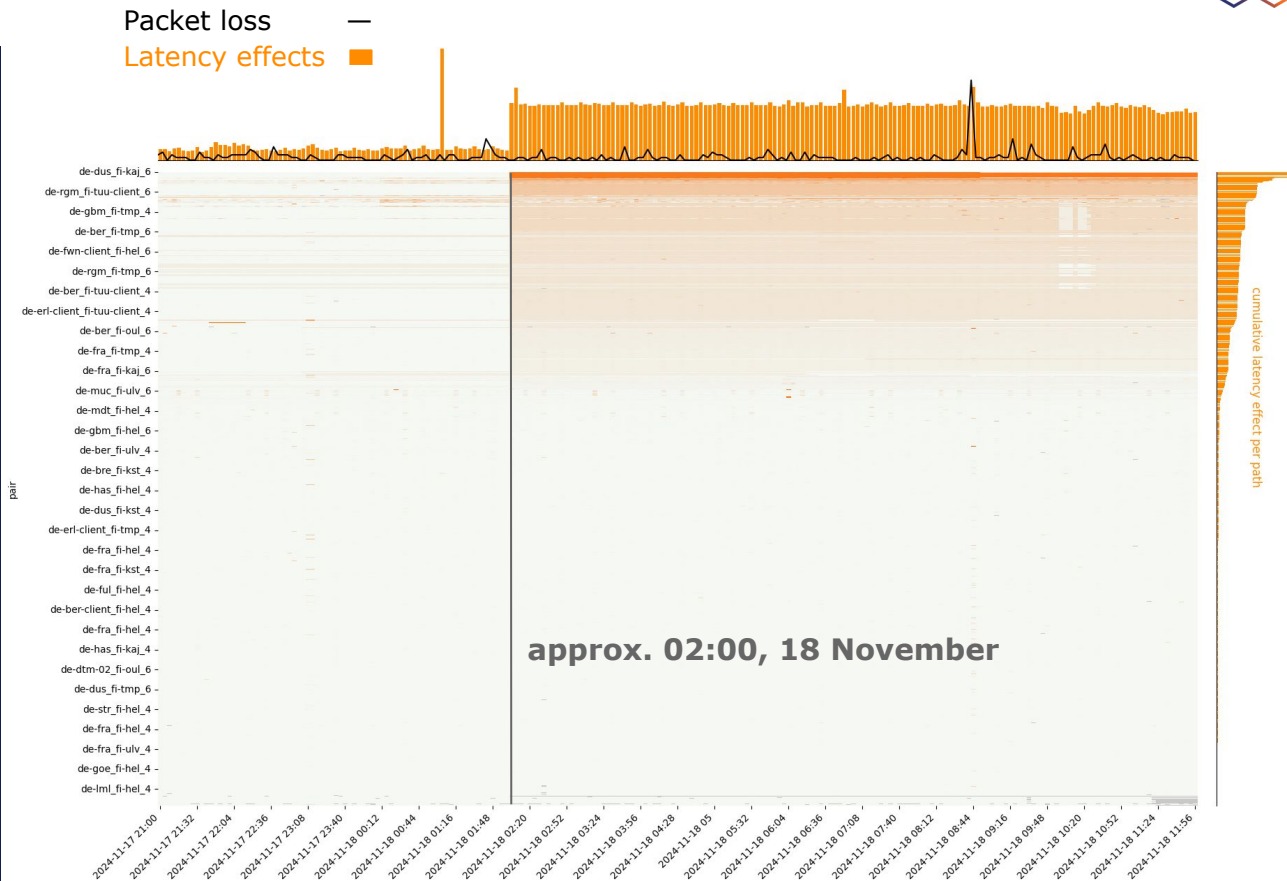


Latency shift

Latency increase of approx 5ms a little after 02:00 UTC on 18 November

Packet loss

Again, no significant increase in packet loss at time of break

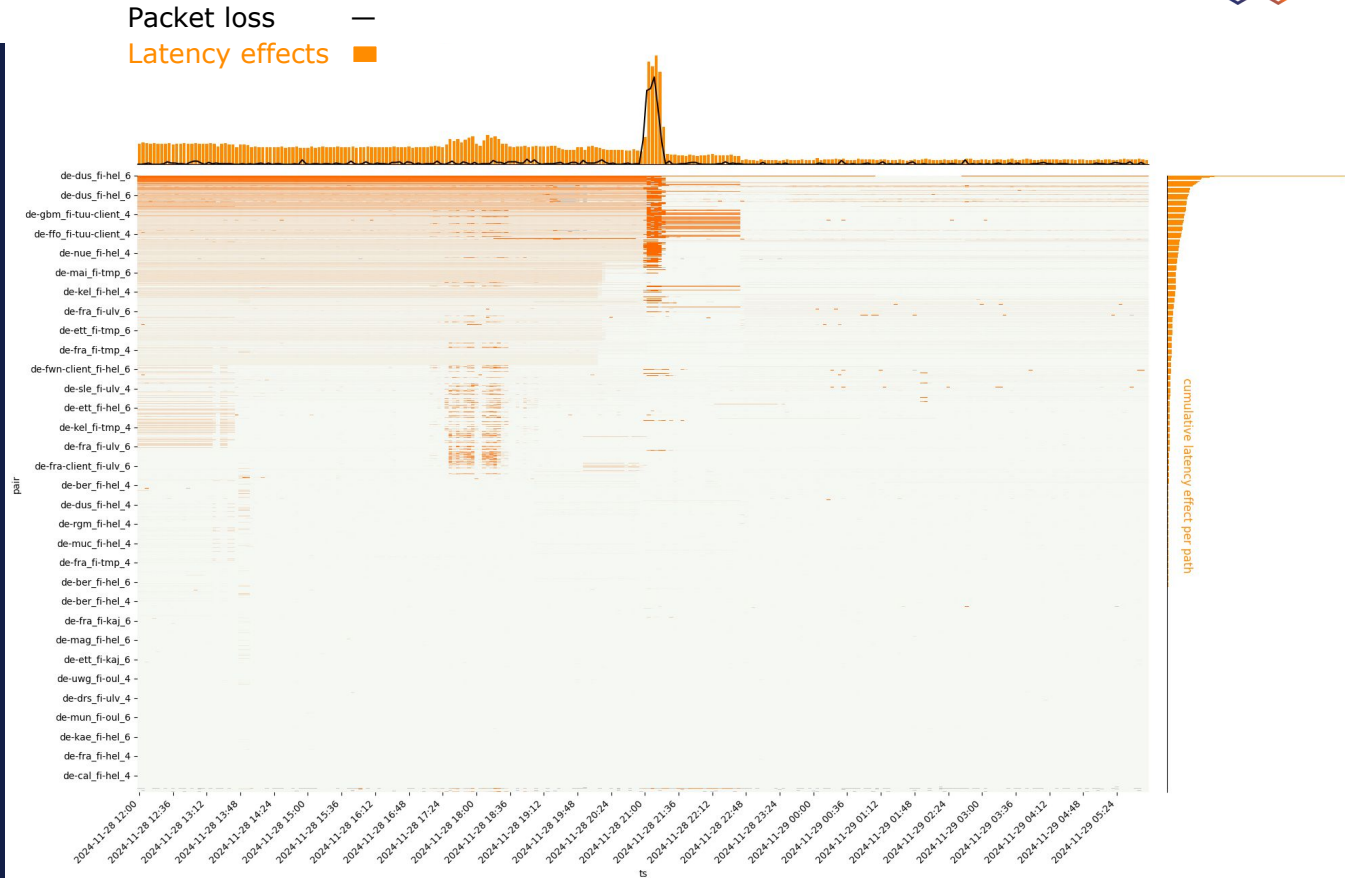


C-LION1 repair



28 November (17:30 UTC): C-Lion1 cable repair ship reported leaving the area after successful repair

Unclear what exactly causes these latency effects and the temporary increase in packet loss...



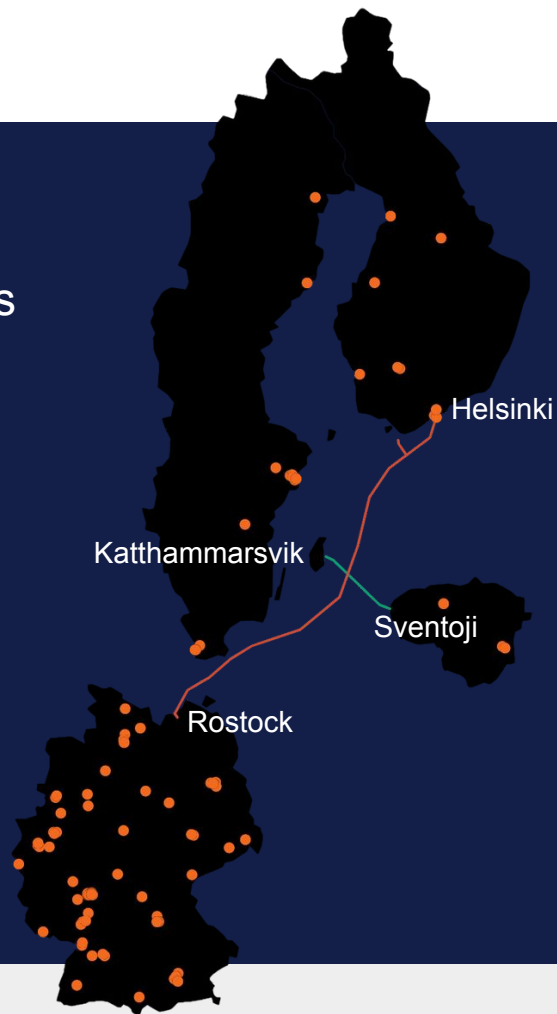
Summing up



There was a relatively minor but visible shift in latency for around 20-30% of paths between observed anchors

But there was no concurrent increase in packet loss

The Internet routed around damage!

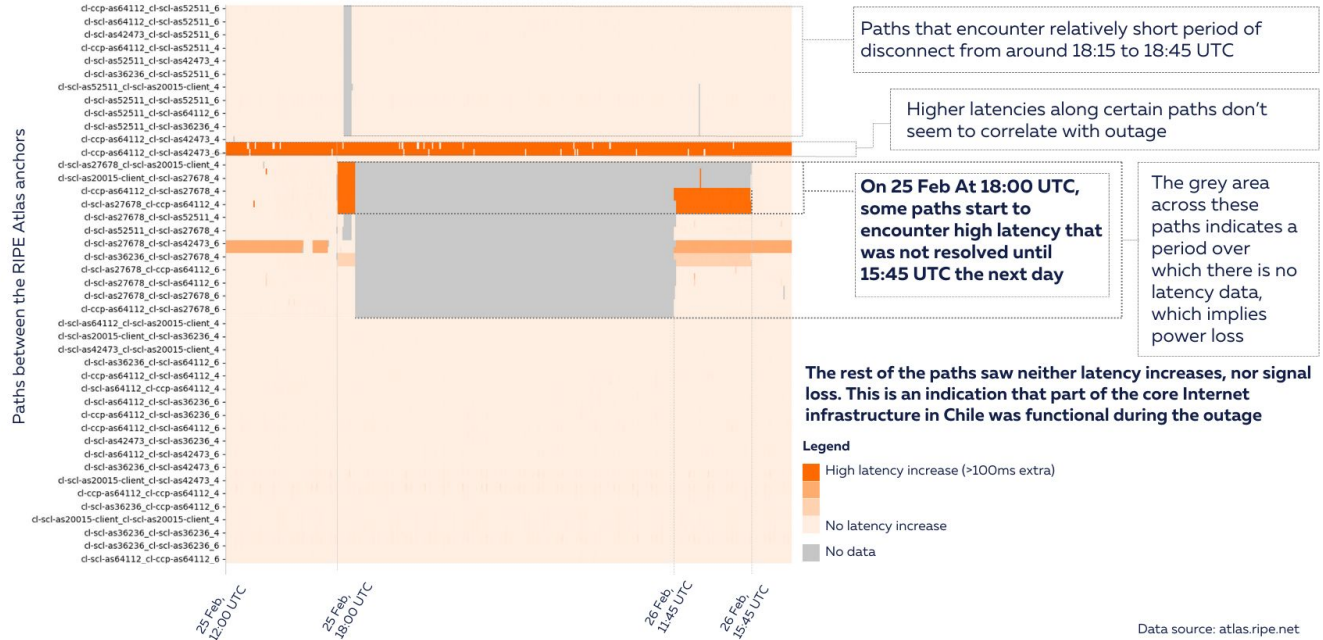




Chile Power Outage

On 25 February, at around 18:00 UTC, a nationwide power outage affected Chile. The RIPE Atlas anchors (Internet measurement devices) in Chile give us a glimpse of how the Internet infrastructure coped with the power outage. Here's a breakdown of the effects we saw on the paths between the anchors.

Anchor mesh measurements have broad potential for getting insights into outages



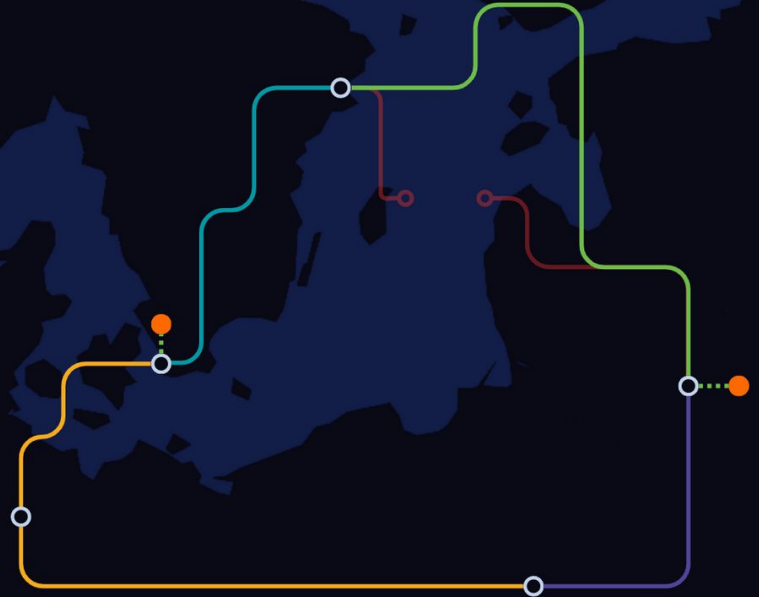
Deeper dive



Initial analysis was based on ping
(end-to-end latency) data

We followed this up with in depth
analysis using traceroute data

Aim: to examine how the paths actually
changed while end-to-end connectivity
was maintained

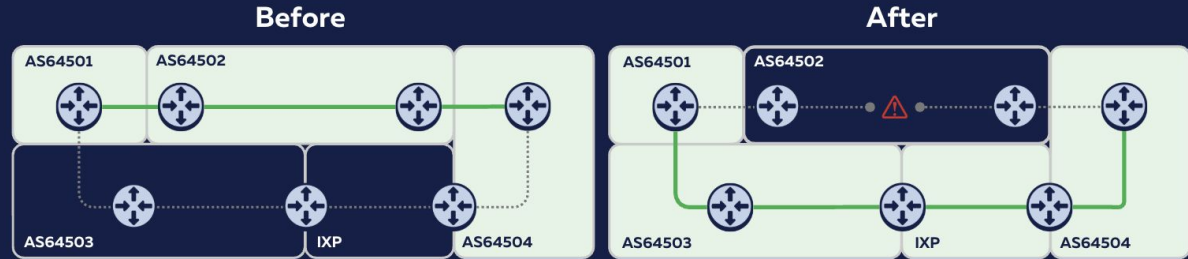


Levels of resilience



Inter-domain rerouting:

Traffic rerouted through alternative ASes/IXPs (eBGP routing protocol)



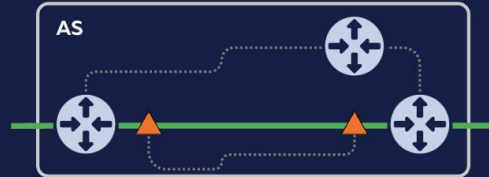
Intra-domain rerouting:

Rerouting *within* networks over alternative paths (IGP: OSPF, IS-IS)



Circuit-level rerouting:

Rerouting along alternative circuit-level connections between routers (same IP address!)



Levels of resilience



Of the 2,141 paths between anchors in Germany and Finland used for this analysis:

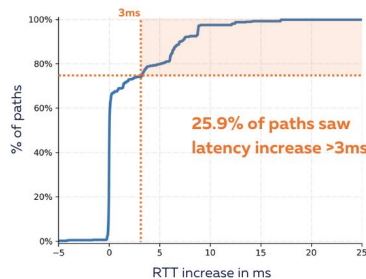
Inter-domain changes: 637 (29.8%)

Intra-domain changes: 1,044 (48.8%)

Other changes: 460 (21.5%)

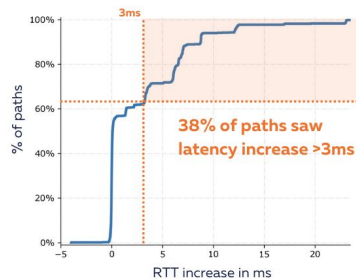
Inter-domain rerouting

RTT profile for paths where inter-domain routing changed.



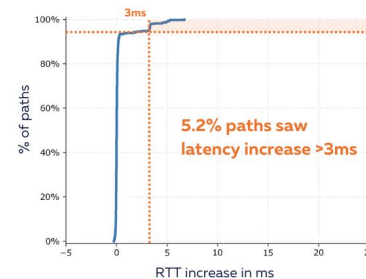
Intra-domain rerouting

RTT profile for paths with IP-level changes, but no inter-domain changes.



Circuit-level rerouting

RTT profile for paths without IP-level changes.



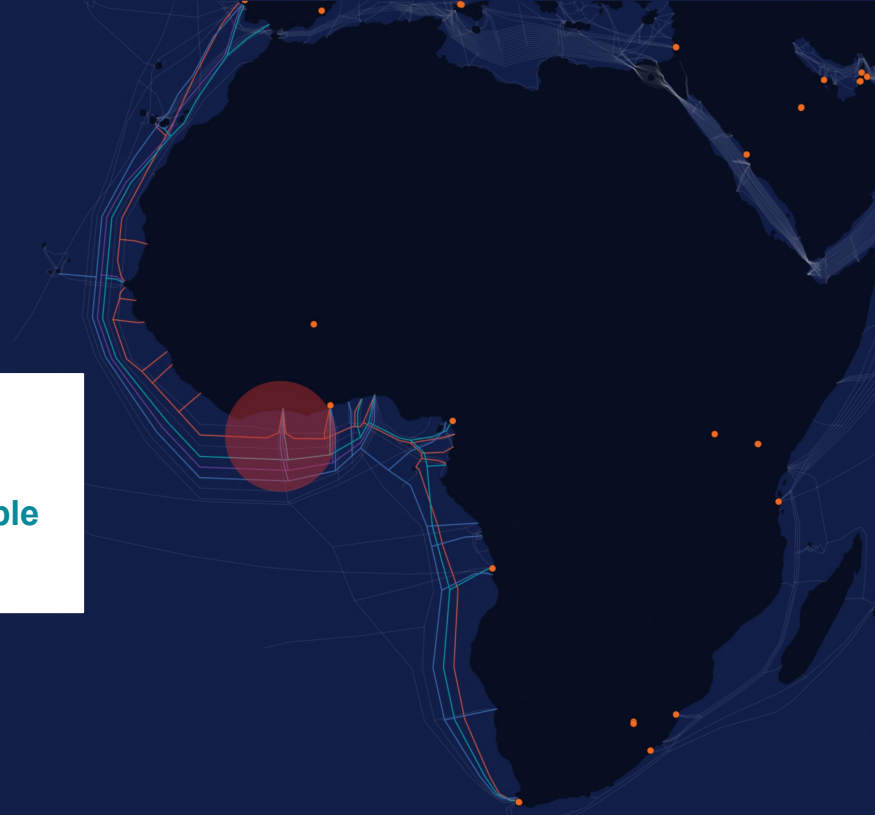
Resilience is not guaranteed



Latency shift

14 March 2024: a submarine landslide off coast of Cote d'Ivoire resulted in damage across multiple cables:

- **ACE: Africa Coast to Europe**
- **MainOne**
- **SAT-3: Submarine Atlantic 3/West Africa Submarine Cable**
- **WACS: West Africa Cable System**

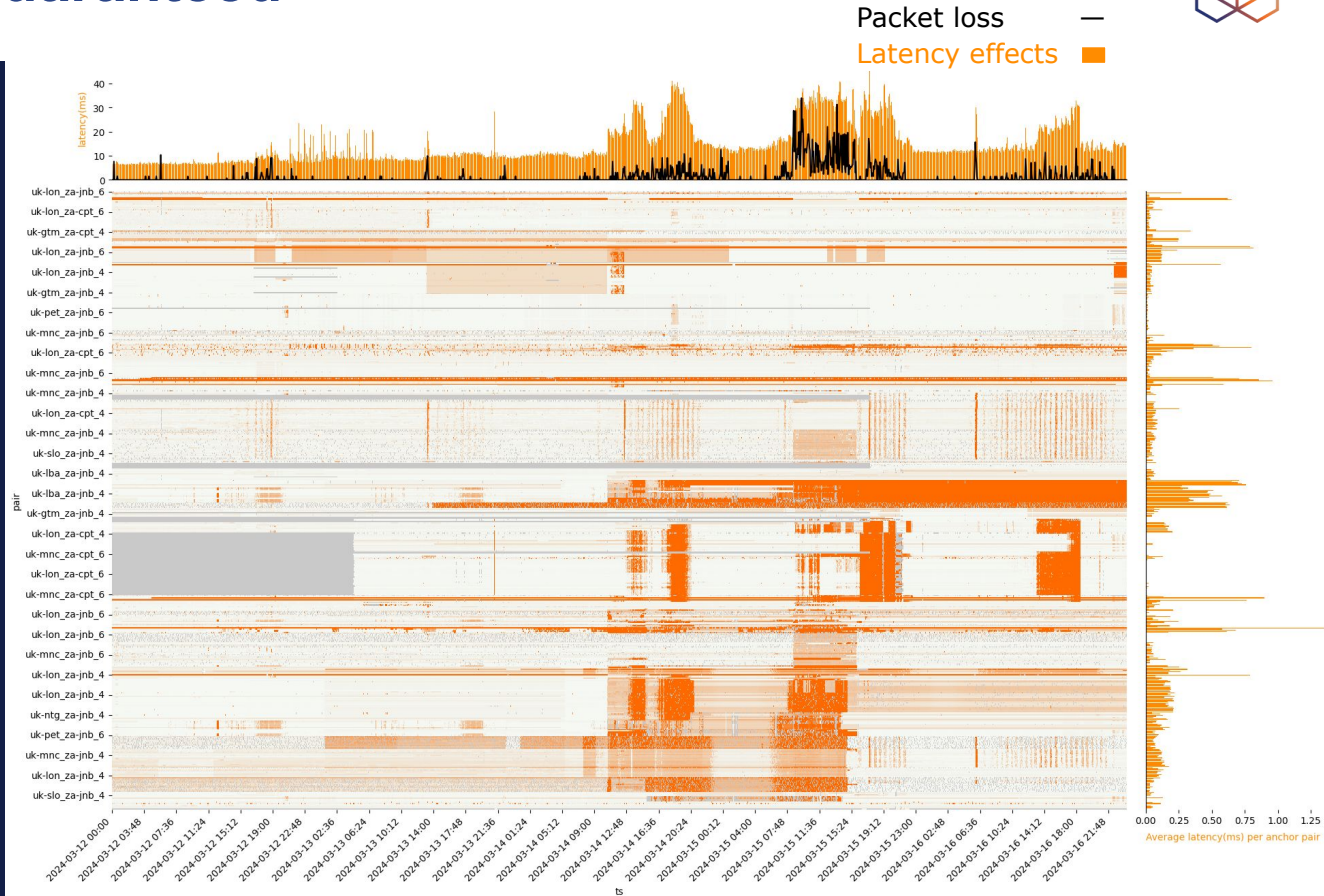


Resilience is not guaranteed



Latency shift and packet loss

Latency increases of approx 20-30 ms accompanied by concurrent increase in packet loss

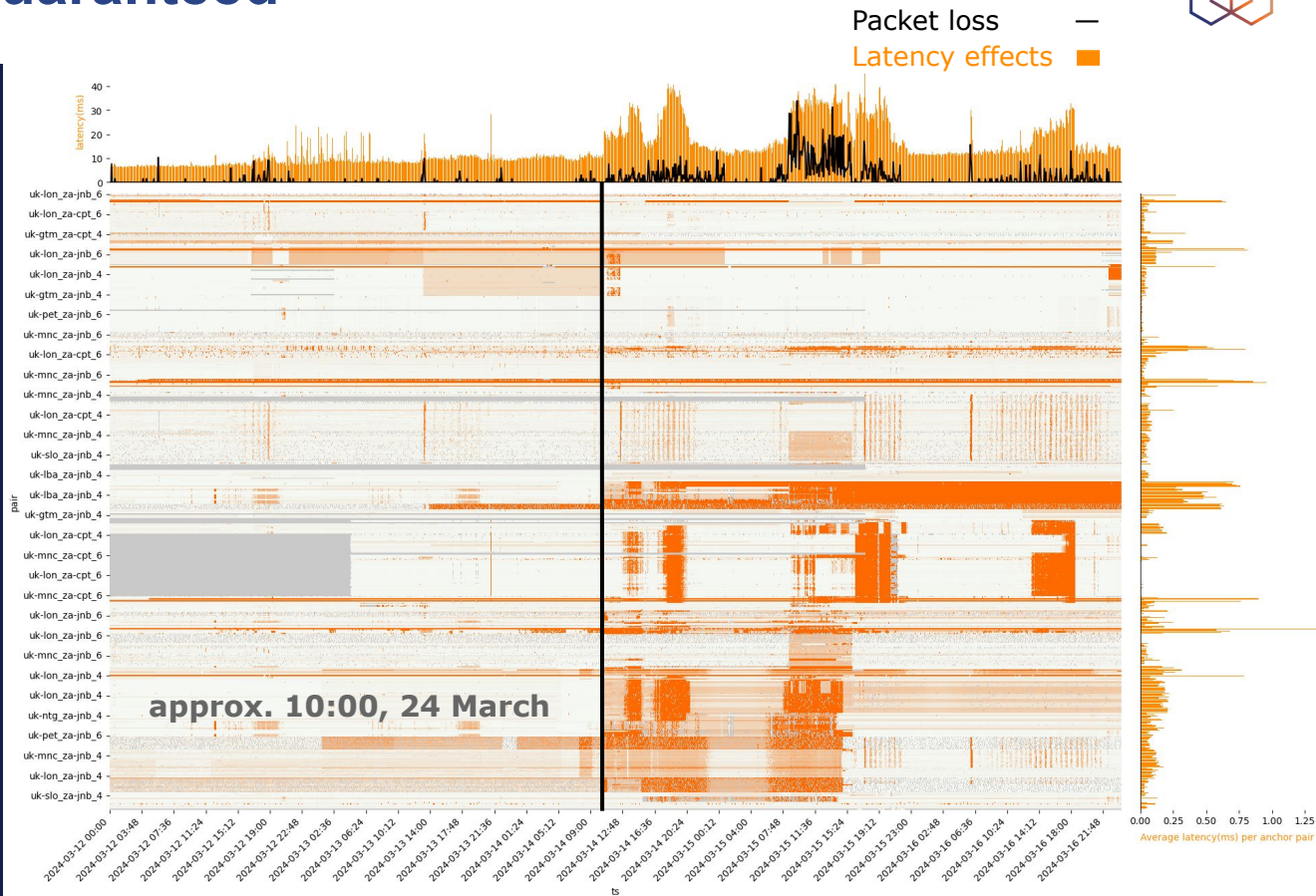


Resilience is not guaranteed



Latency shift and packet loss

Latency increases of approx 20-30 ms accompanied by concurrent increase in packet loss





In the Baltic Sea:

- “The Internet routed around damage”
- Internet resilience depends on multiple levels of redundancy
 - Redundancy between networks
 - Redundancy within networks (circuit and routing)



In the Baltic Sea:

- “The Internet routed around damage”
- Internet resilience depends on multiple levels of redundancy
 - Redundancy between networks
 - Redundancy within networks (circuit and routing)

But resilience is not guaranteed



In the Baltic Sea:

- “The Internet routed around damage”
- Internet resilience depends on multiple levels of redundancy
 - Redundancy between networks
 - Redundancy within networks (circuit and routing)

But resilience is not guaranteed

We have to keep monitoring, measuring, learning

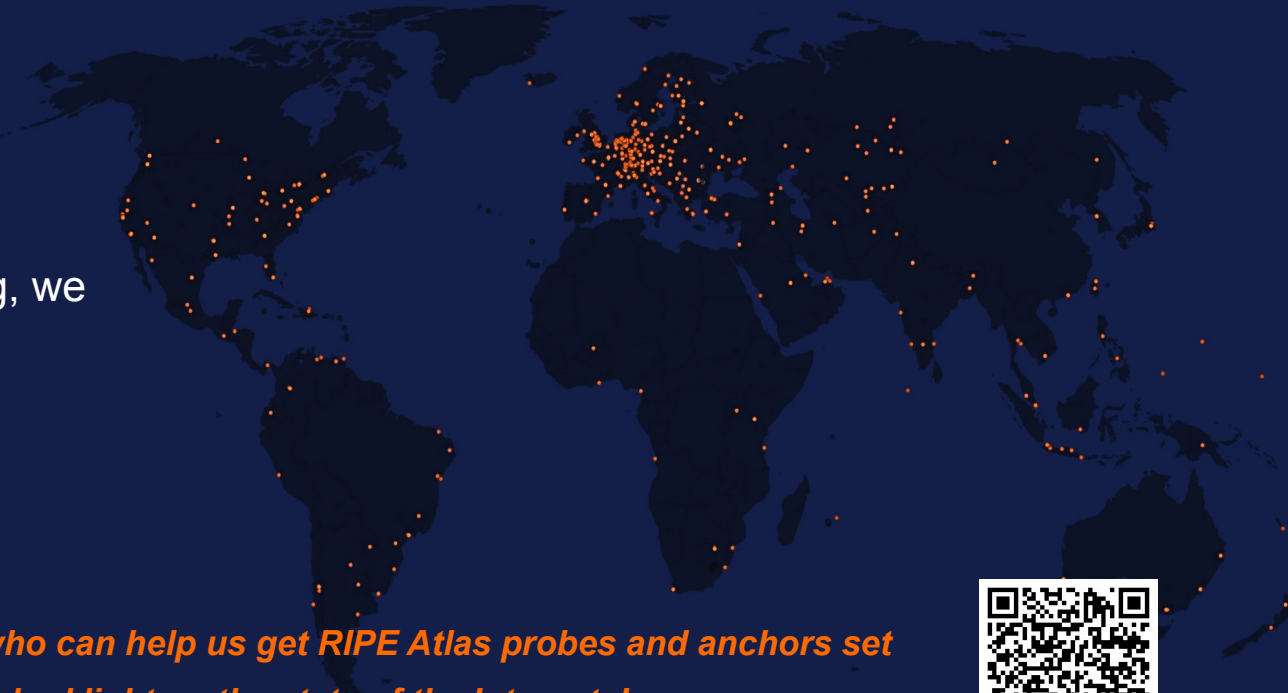
RIPE Atlas coverage - how far can we see?



We have a relatively high number of RIPE Atlas anchors in **most** regions around the Baltic Sea

To observe what's happening, we need vantage points

Coverage is key!



We are actively seeking hosts who can help us get RIPE Atlas probes and anchors set up in locations where they can shed light on the state of the Internet. Learn more:



RIPE Atlas coverage - how far can we see?



RIPE Atlas coverage - how far can we see?



RIPE Atlas coverage - how far can we see?



jvaquero

Fork

Public By Joaquin Vaquero Ortiz Edited Apr 3

Anchors by country

The table below is a live view of RIPE Atlas anchor diversity per country

Country Codes
(comma separated,)
no spaces)

```
viewof cc_list = Inputs.text({label: "Country Codes (comma separated, no spaces)"})
```

Country code	Nr of anchor	Nr of cities w a...	Nr of ASNs w a...	landings	Cables with lan...	Cable Count	List of cities w ...	List of ASNs ...
AF	1	1	1	0		0	kbl	138322
AG	0	0	0	3	celia eastern - c...	3		
AI	0	0	0	1	eastern - caribb...	1		
AL	0	0	0	2	eagle trans - adri...	4		
AM	1	1	1	0		0	evn	51225
AN	0	0	0	0		0		
AO	1	1	1	7	nzadi - cable - sy...	5	lad	37468
AR	4	4	4	3	firmina malbec t...	7	bhi bue ttd vgg	28109 4270 2...
AS	0	0	0	1	hawaiki samoa - ...	2		

Alun Davies | SEE 13 | 7 April 2025

AU	22	5	14	22	traman - cymrae	22	bnc ent malbec	4222 4222 12
----	----	---	----	----	-----------------	----	----------------	--------------


RIPE Atlas coverage - how far can we see?



RIPE Atlas probe coverage

Showing ASNs covering at least 1% of the country's population (2025-04-04)

- ASN has at least 1 probe
- ASN is not covered



LEGEND

About this chart

Multiple ASNs, each covering less than 1% of CC's population, grouped under a thin arc.

A single ASN with probes painted in dark color.



A single ASN without probes painted in light color.



Questions & Comments



eaben@ripe.net

adavies@ripe.net



RIPE NCC
RIPE NETWORK COORDINATION CENTER

THANK YOU!