



RIPE NCC Financial report 2003

Jochem de Ruig



Financial Highlights 2003

- Profit 2003 3 Mln Euro
- Increased New membership growth: 548 in 2003
- Operational expenses below budget & 2002 –3%
- Financial stability due to strong Cash position

All amounts in the rest of the presentation are in kEUR

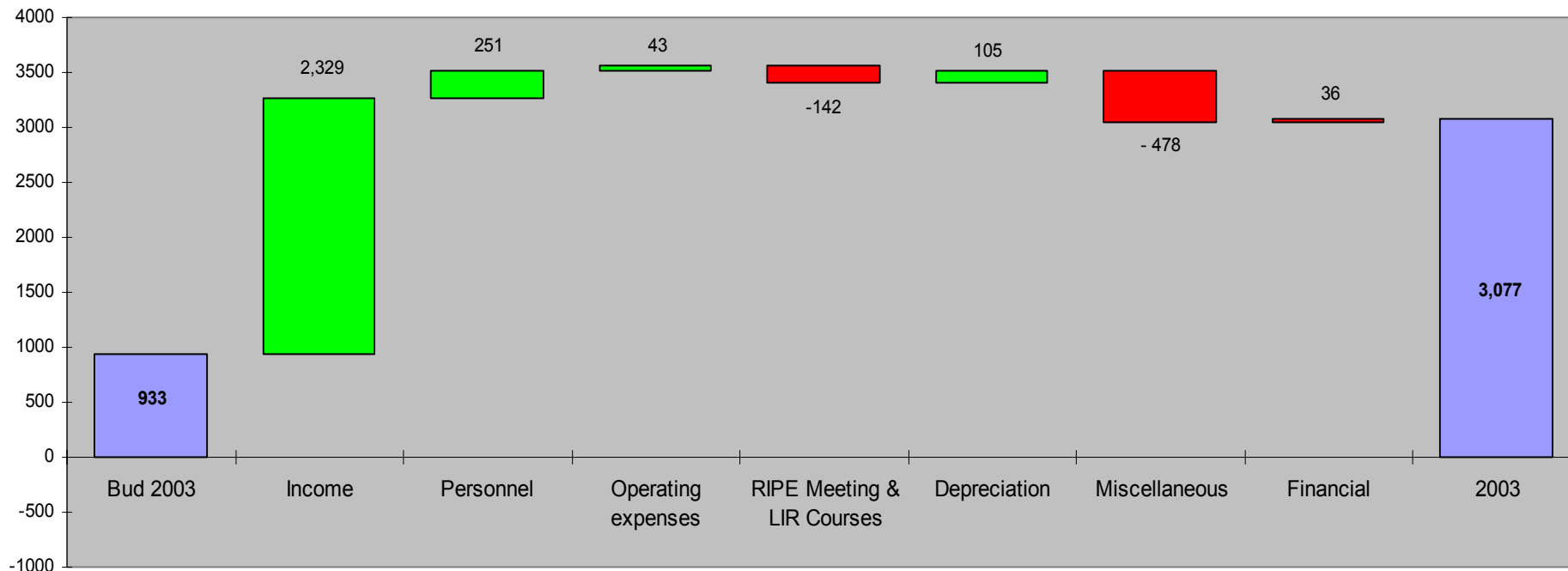


Profit & Loss statement 2003

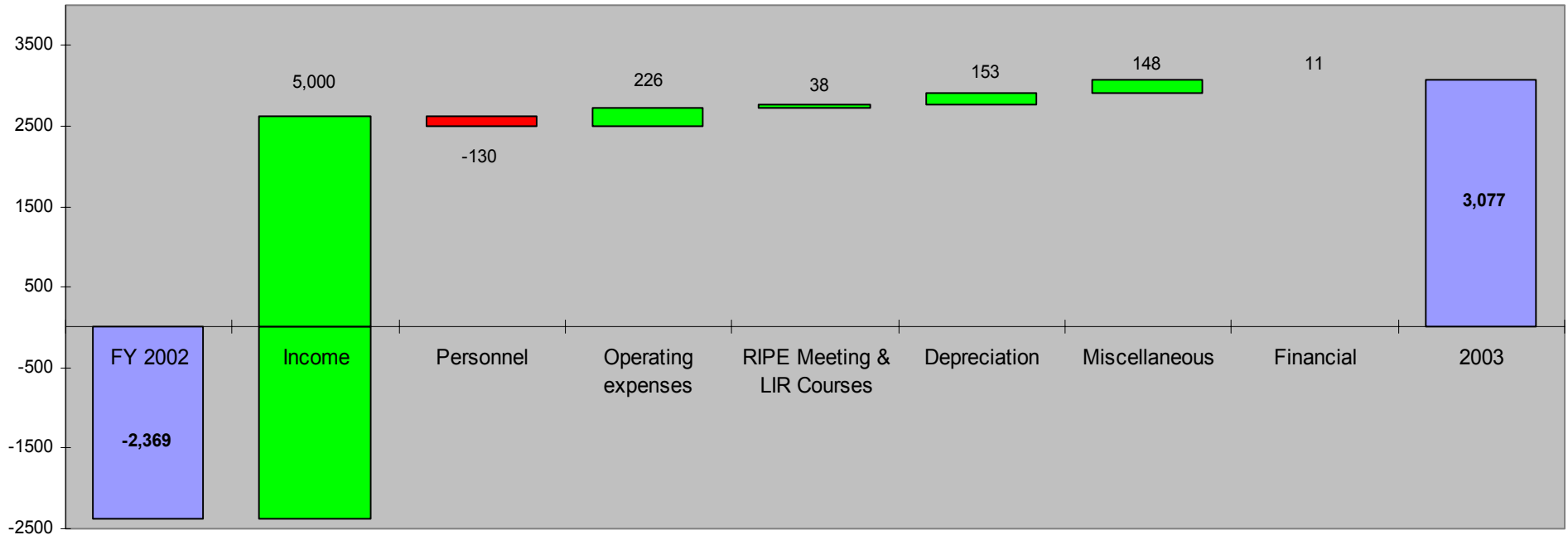
in kEUR	Actual Year 2003	Budget 2003	Actual Year 2002	Difference FY03 vs Bud FY03		Difference FY03 vs FY02		
<u>Income</u>								
Fee	12,542	10,138	7,693	2,404	24%	4,849	63%	
RIPE Meeting	290	306	221	-16	-5%	69	31%	
Other income	241	300	159	-59	-20%	82	52%	
Total Income	13,073	10,744	8,073	2,329		5,000		
<u>Expenditures</u>								
Personnel	5,660	5,911	5,530	-251	-4%	130	2%	
Operational expenses	2,156	2,199	2,382	-43	-2%	-226	-9%	
RIPE Meetings and LIR courses	737	595	775	142	24%	-38	-5%	
Depreciation	904	1,009	1,057	-105	-10%	-153	-14%	
Subtotal expenses	9,457	9,714	9,744	-257	-3%	-287	-3%	
Surplus before miscellaneous costs &	3,616	1,030	(1,671)	2,586		5,287		
Miscellaneous costs	738	260	886	478	184%	-148	-17%	
Financial expenses	-199	-163	-188	-36	22%	-11	6%	
Total expenses	9,996	9,811	10,442	185	2%	-446	-4%	
Surplus / Deficit	3,077	933	-2,369	2,144		5,446		



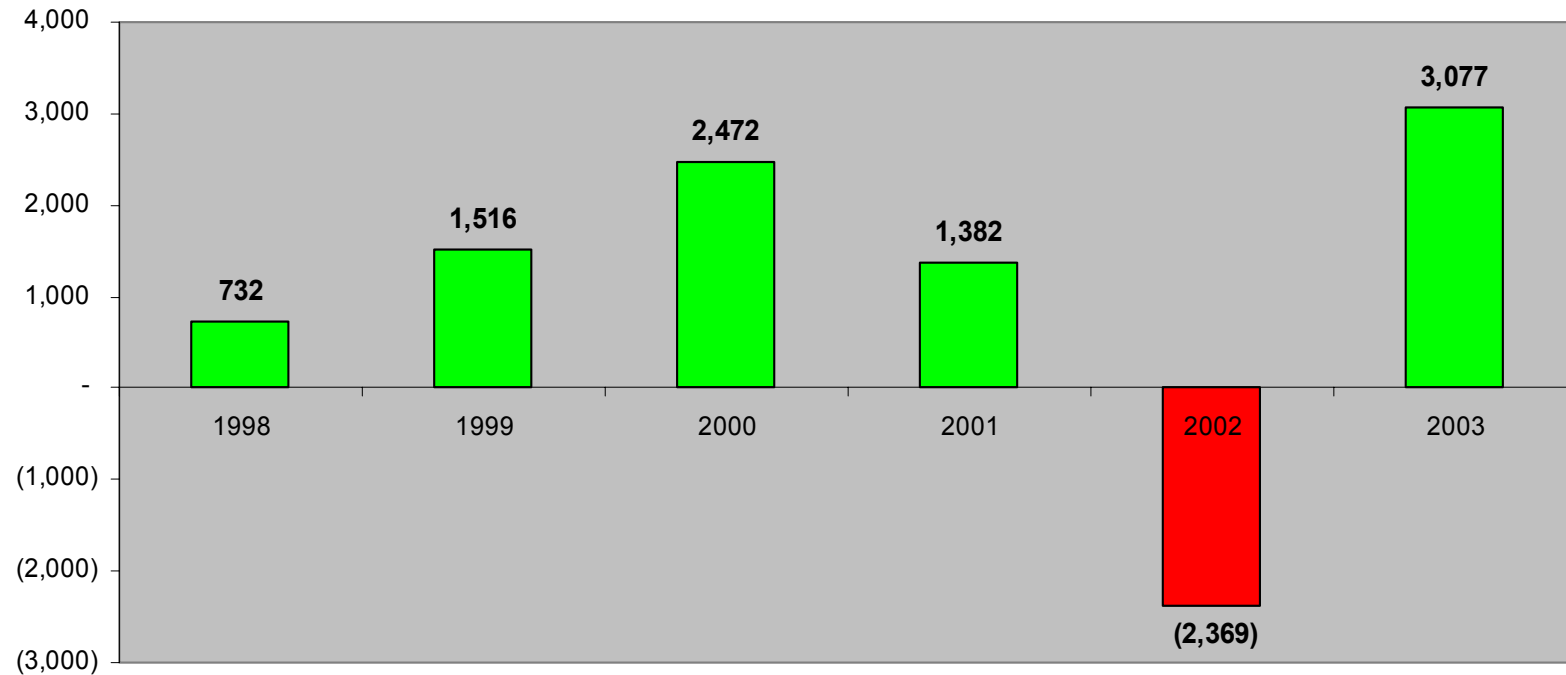
Profit & Loss 2003 vs Budget 2003



Profit & Loss 2003 vs 2002



Surplus / Deficit 1998 – 2003





Balance Sheet 31 December 2003

ASSETS

	31 DECEMBER 2003	31 DECEMBER 2002
Fixed assets		
Computers	346	602
Infrastructure	275	537
Office equipment	139	186
Total Fixed assets	760	1,325
Current assets		
Accounts receivable	2,885	5,208
VAT	17	-18
Miscellaneous receivables	624	654
Total Current assets	3,526	5,844
Cash on hand	12,432	7,585
Total ASSETS	16,718	14,754

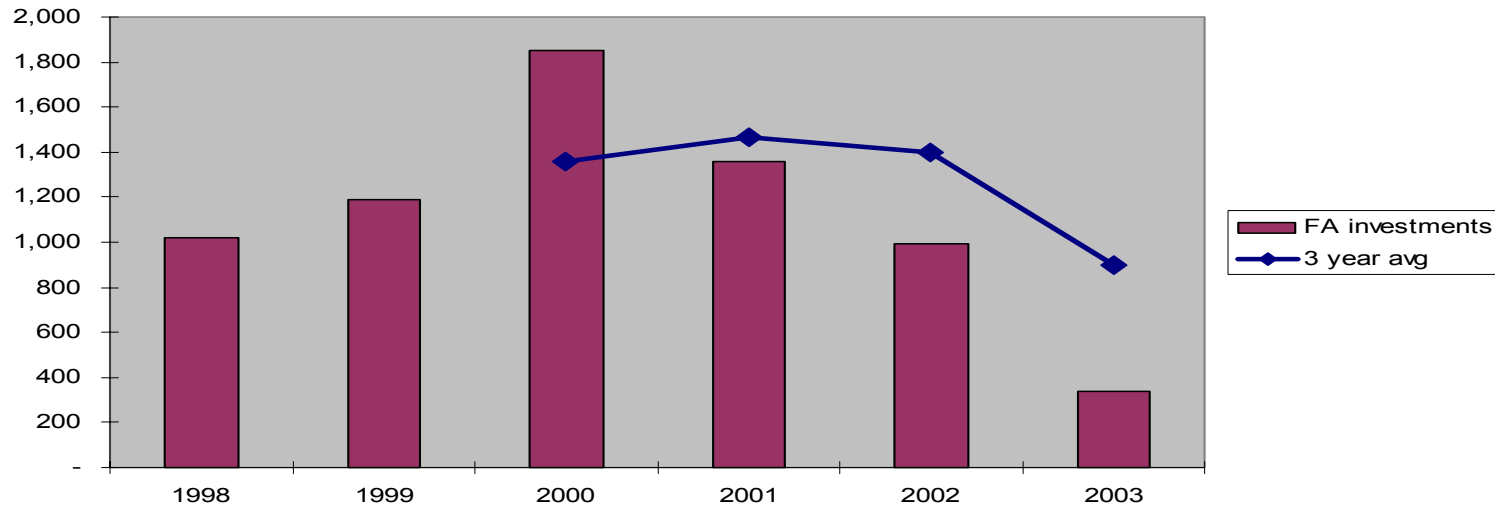
LIABILITIES

Capital		
Reserves	477	477
Clearing House	3,733	6,102
Surplus	3,077	-2,369
Total Capital	7,287	4,210
Current liabilities		
Creditors	418	36
Wage taxes & social securities	-21	89
Unearned revenues	8,287	9,197
Personnel fund	1	483
Miscellaneous payables	746	739
Total Current liabilities	9,431	10,544
Total LIABILITIES	16,718	14,754

Fixed assets

Fixed assets

	Computer	Infrastructure	Office Furniture
Bookvalue 1/1/2003	602	537	186
Purchase costs	283	48	7
Depreciation	539	310	54
Bookvalue 31/12/2003	346	275	139





Control & Audit Financial figures

- Financial Audit performed by external, independent auditors
- EDP audit. Match Financial system & REGs for debtors
- Restatement current assets (see notes balance sheet)

Questions

