



RIPE NCC

RIPE NETWORK COORDINATION CENTRE

GM Voting Platform Guide

How to Vote

VOTING

Voting begins

Wednesday, 24 May when the Chair declares voting open

Voting ends

Friday, 26 May at 09:00 UTC+2

Important

You need to complete **the whole voting process** for your vote to be validated.

If you leave the platform **before completing** all votes and confirming on the vote summary page, **no votes** will be registered.

Technical Specs

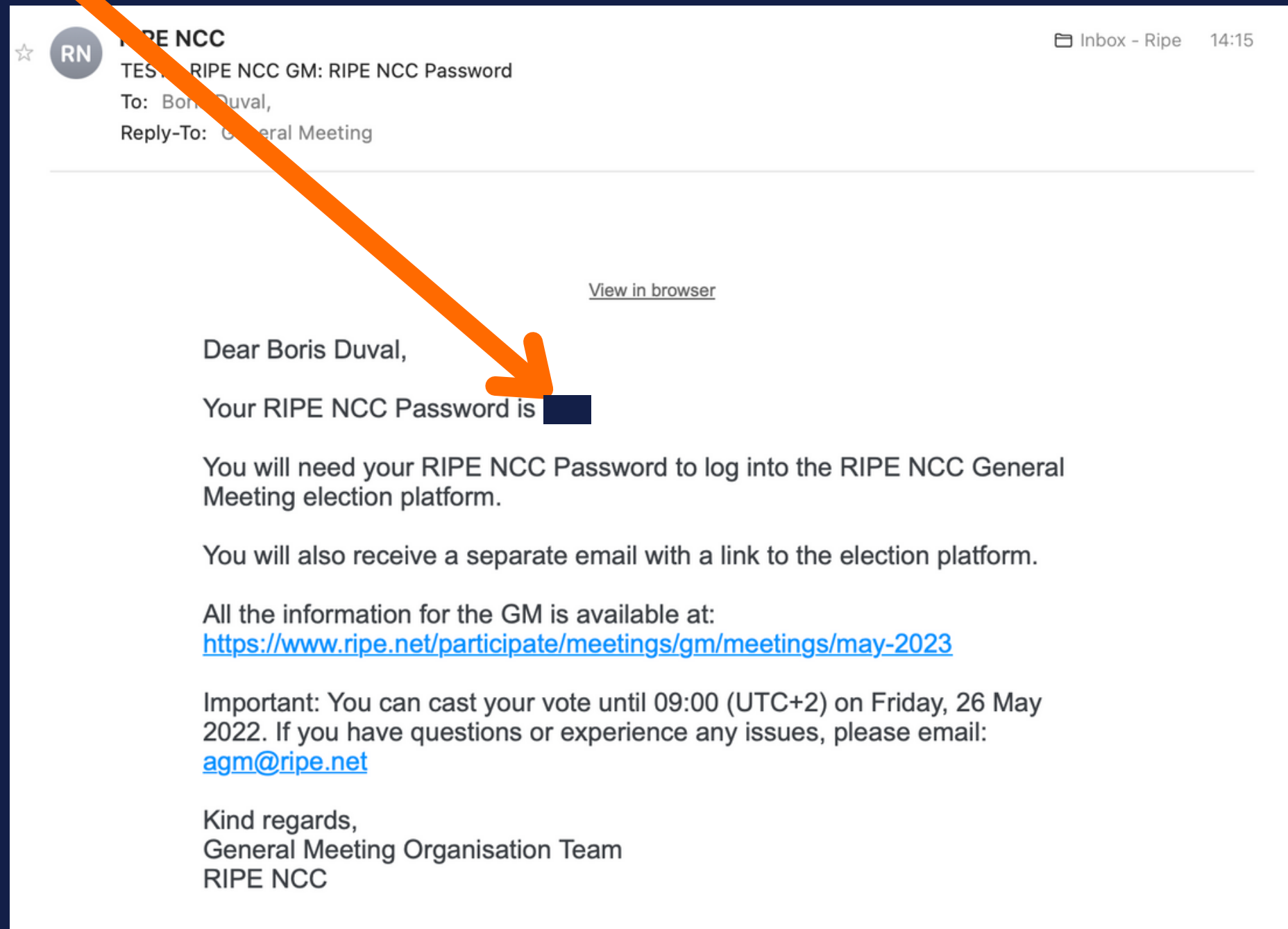
Your email client must **support TLS 1.2** in order to receive the voting emails.

Please be aware that Internet Explorer **cannot** be used to access the voting system.

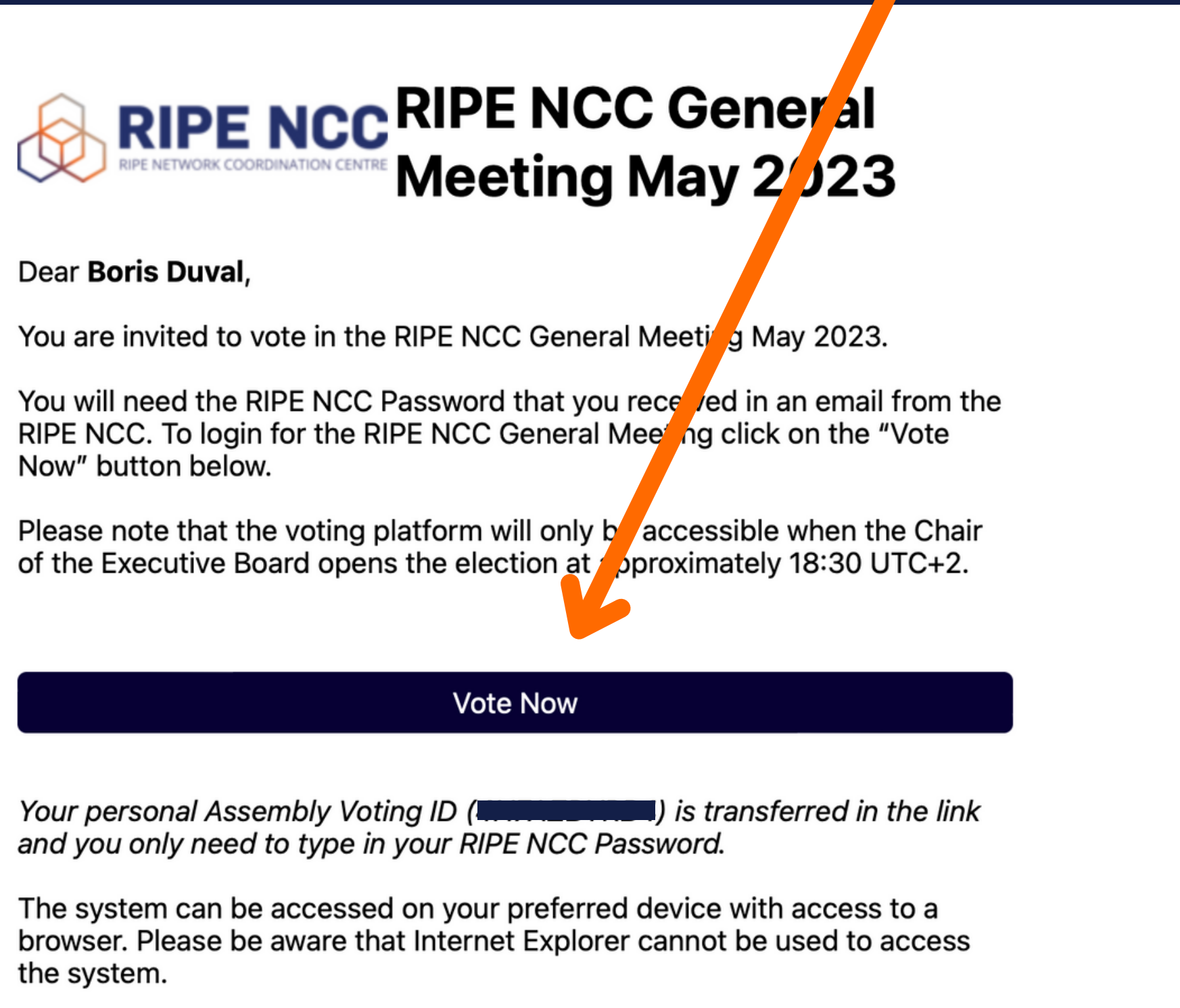
Voting Emails


You will receive **two** emails on the day of the GM.

One email from the RIPE NCC will include your **RIPE NCC password**



The other email includes your voting link. Click on **Vote Now**



 **RIPE NCC** RIPE NCC General Meeting May 2023
RIPE NETWORK COORDINATION CENTRE

Dear **Boris Duval**,

You are invited to vote in the RIPE NCC General Meeting May 2023.

You will need the RIPE NCC Password that you received in an email from the RIPE NCC. To login for the RIPE NCC General Meeting click on the "Vote Now" button below.

Please note that the voting platform will only be accessible when the Chair of the Executive Board opens the election at approximately 18:30 UTC+2.

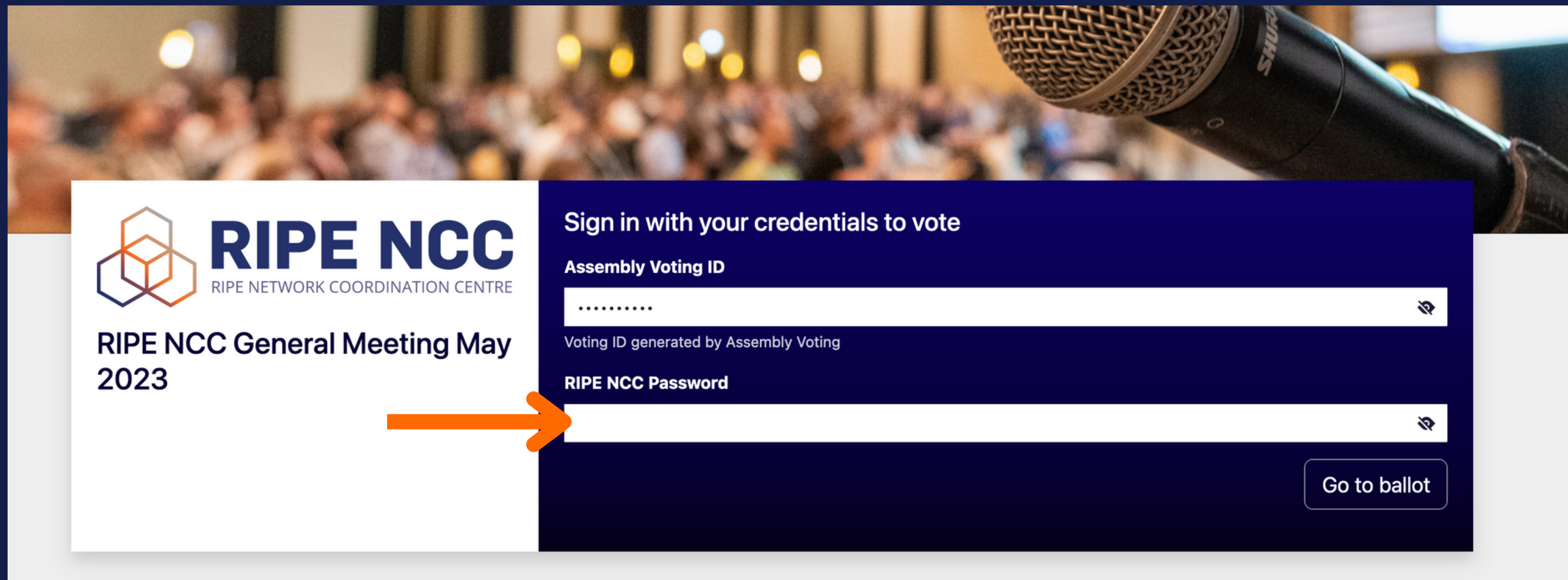
[Vote Now](#)


Your personal Assembly Voting ID (██████████) is transferred in the link and you only need to type in your RIPE NCC Password.

The system can be accessed on your preferred device with access to a browser. Please be aware that Internet Explorer cannot be used to access the system.

Enter the **RIPE NCC Password** you received from the RIPE NCC.

The Assembly Voting ID will be automatically generated.



 **RIPE NCC**
RIPE NETWORK COORDINATION CENTRE

RIPE NCC General Meeting May 2023

Sign in with your credentials to vote

Assembly Voting ID
.....

Voting ID generated by Assembly Voting


RIPE NCC Password

Go to ballot

Vote on each resolution in turn.

Time left to vote: 39:34

[Sign out](#)

 **RIPE NCC**
RIPE NETWORK COORDINATION CENTRE

RIPE NCC General Meeting May 2023

Resolution 1 of 6:
The General Meeting adopts the [RIPE NCC Financial Report 2022](#).

Step 1: Make your choice for selection 1
You can assign 3 selections for this resolution. ⓘ

Yes	<input type="checkbox"/>
No	<input type="checkbox"/>
Abstain	<input type="checkbox"/>


Select one (1) option

[Confirm Selection](#)

You can choose Yes, No or Abstain. You must choose **one** option to continue.

Time left to vote: 38:44

Sign out

 **RIPE NCC**
RIPE NETWORK COORDINATION CENTRE

RIPE NCC General Meeting May 2023

Resolution 1 of 6:
The General Meeting adopts the [RIPE NCC Financial Report 2022](#).

Step 1: Make your choice for selection 1
You can assign 3 selections for this resolution. ⓘ

Yes	<input checked="" type="checkbox"/>
No	<input type="checkbox"/>
Abstain	<input type="checkbox"/>


Select one (1) option

Confirm Selection

If you have **a weighted vote**, you will need to choose how to assign each vote per resolution.

Time left to vote: 37:34

Sign out



RIPE NCC
RIPE NETWORK COORDINATION CENTRE

RIPE NCC General Meeting May 2023

Resolution 1 of 6:
The General Meeting adopts the [RIPE NCC Financial Report 2022](#).

Step 2: Assign number of votes to selection 1

How many votes should be assigned to this resolution?

✎ Selection 1

Yes

Number of selections to assign:

3

Total number of votes: 3 Already assigned: 0 Left to assign: 3

Back to selection Confirm and assign

For the **Charging Scheme**, you need to vote for the options in order of preference. 1 is most preferred, 4 is least preferred.

You can choose any number of preferences from 1 to 4, or you can Abstain.

Step 1: Make your choice for selection 1
You can assign 3 selections for this resolution. ⓘ

The General Meeting adopts the RIPE NCC Charging Scheme 2024 Model A.	<input type="checkbox"/>
The General Meeting adopts the RIPE NCC Charging Scheme 2024 Model B.	<input type="checkbox"/>
The General Meeting adopts the RIPE NCC Charging Scheme 2024 Model C.	<input type="checkbox"/>
The General Meeting adopts the RIPE NCC Charging Scheme 2024 Model D.	<input type="checkbox"/>
Abstain	<input type="checkbox"/>

Select from 1 to 4 options

Confirm Selection

For the **Executive Board election**, you need to choose your candidates in order of preference. 1 is most preferred, 8 is least preferred.

You can choose any number of preferences from 1 to 8, or you can Abstain.

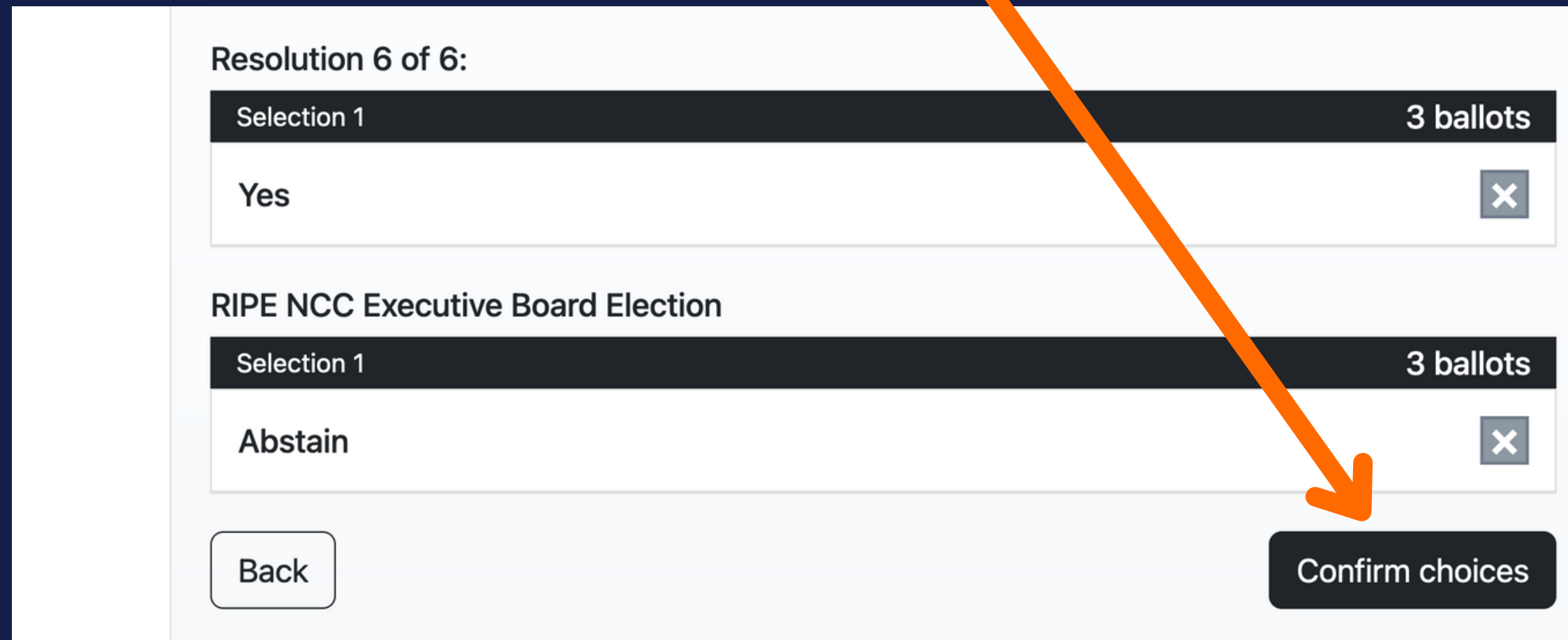
RIPE NCC Executive Board Election
Select from 1 to 8 options

Step 1: Make your choice for selection 1
You can assign 3 selections for this resolution. ⓘ

Choose your candidates in order of preference: 1 is most preferred, 8 is least preferred.

Fahad AlShirawi	<input type="checkbox"/>
Mustafa Ömer Gölgeci	<input type="checkbox"/>
Maria Häll	<input type="checkbox"/>
Raymond Jetten	<input type="checkbox"/>
Dmytro Kohmanyuk	<input type="checkbox"/>
Olena Kushnir	<input type="checkbox"/>
Harald Summa	<input type="checkbox"/>

Once you have filled in all your choices, click on "**Confirm choices**".



The screenshot shows a ballot confirmation interface. At the top, it says "Resolution 6 of 6:". Below this, there are two ballot sections. The first section is titled "Selection 1" and shows "3 ballots" with the choice "Yes" and a close button (X). The second section is titled "RIPE NCC Executive Board Election" and shows "3 ballots" with the choice "Abstain" and a close button (X). At the bottom left, there is a "Back" button. At the bottom right, there is a "Confirm choices" button. An orange arrow points from the text "Confirm choices" in the top text to the "Confirm choices" button in the screenshot.

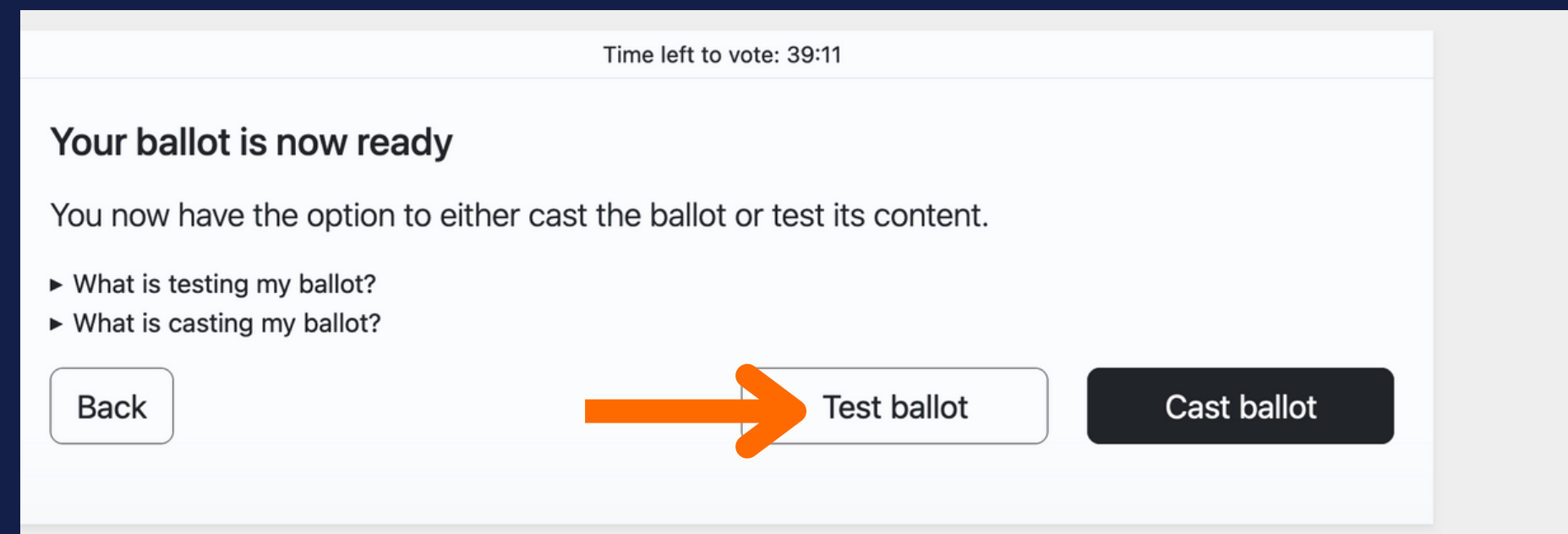
Resolution 6 of 6:	3 ballots
Selection 1	
Yes	X

RIPE NCC Executive Board Election	3 ballots
Selection 1	
Abstain	X

Back Confirm choices

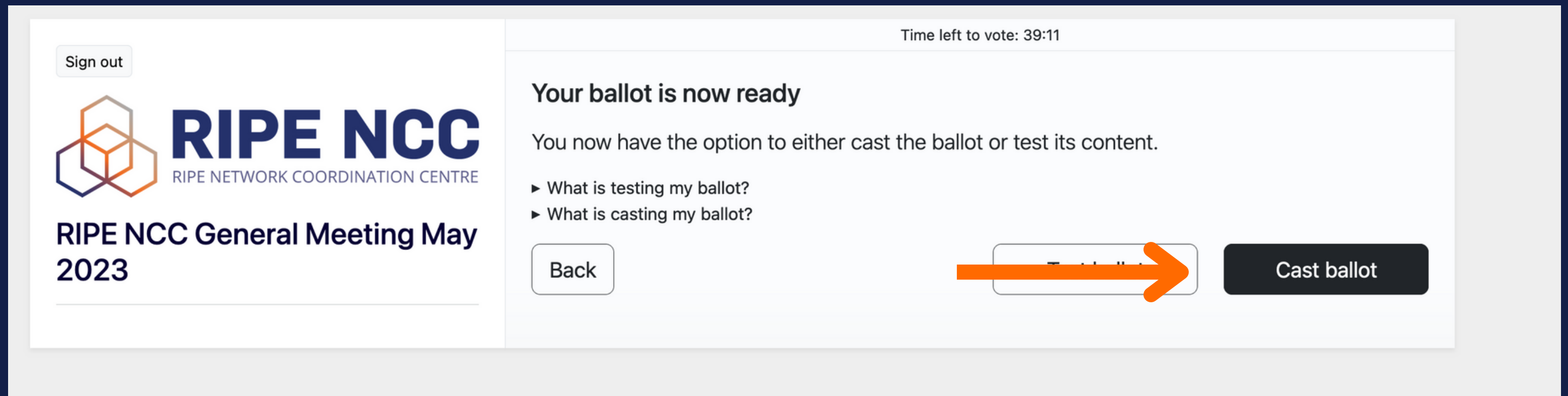
Before casting your ballot, Assembly Voting also allows you to verify your ballot to ensure that your vote is intact and unchanged.

This is optional.



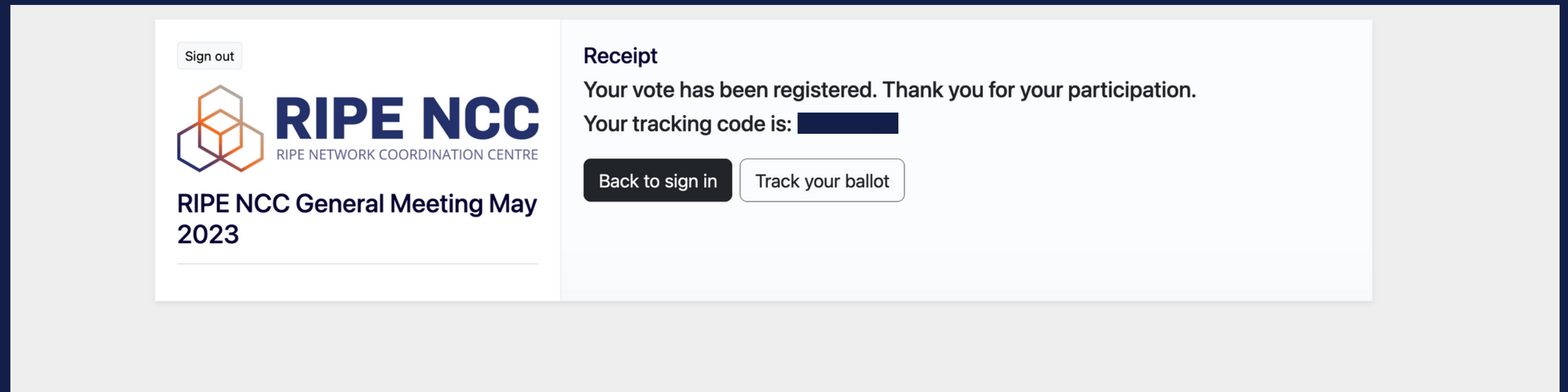
Finally, click on "cast ballot" to complete the voting process.

Warning: This action is final. You cannot change your vote after clicking.




The screenshot shows a web interface for the RIPE NCC General Meeting May 2023. In the top right corner, it displays "Time left to vote: 39:11". On the left side, there is a "Sign out" button and the RIPE NCC logo with the text "RIPE NCC RIPE NETWORK COORDINATION CENTRE" and "RIPE NCC General Meeting May 2023". The main content area has the heading "Your ballot is now ready" and the text "You now have the option to either cast the ballot or test its content." Below this, there are two links: "What is testing my ballot?" and "What is casting my ballot?". At the bottom, there are three buttons: "Back", "Test my ballot" (with a large orange arrow pointing to it), and "Cast ballot".

You will see your **voting receipt** with a **tracking code** to confirm that your vote has been cast.



The screenshot shows a voting receipt page. On the left, there is a 'Sign out' button, the RIPE NCC logo (RIPE NETWORK COORDINATION CENTRE), and the text 'RIPE NCC General Meeting May 2023'. On the right, the heading 'Receipt' is followed by the message 'Your vote has been registered. Thank you for your participation.' Below this, it says 'Your tracking code is:' followed by a blacked-out code. At the bottom, there are two buttons: 'Back to sign in' and 'Track your ballot'.

Sign out

 **RIPE NCC**
RIPE NETWORK COORDINATION CENTRE

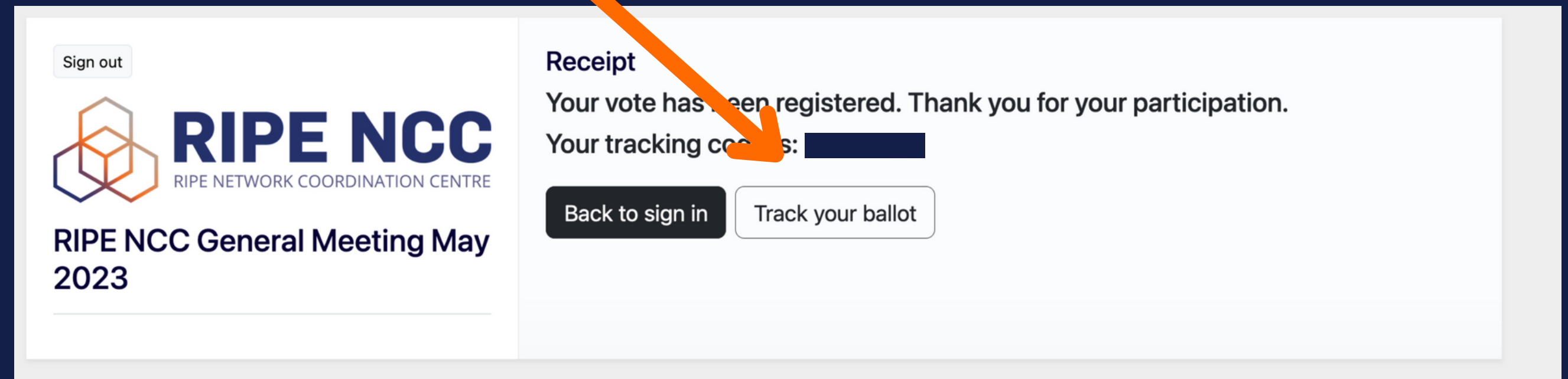
RIPE NCC General Meeting May
2023

Receipt
Your vote has been registered. Thank you for your participation.
Your tracking code is: [REDACTED]

Back to sign in Track your ballot

After casting your ballot, Assembly Voting also allows you to **track your ballot** to check the status of your ballot.

Note down your **tracking code** and click on "Track your ballot".



The screenshot shows a receipt page from the RIPE NCC. On the left, there is a 'Sign out' link, the RIPE NCC logo (RIPE NETWORK COORDINATION CENTRE), and the text 'RIPE NCC General Meeting May 2023'. On the right, the heading 'Receipt' is followed by the message 'Your vote has been registered. Thank you for your participation.' Below this, it says 'Your tracking code is: [REDACTED]'. An orange arrow points from the text 'Note down your tracking code' in the main image to the tracking code field. At the bottom of the receipt area, there are two buttons: 'Back to sign in' and 'Track your ballot'.

You will be presented with a second screen, where you need to enter your **tracking code**.

RIPE NCC General Meeting May 2023

Ballot tracker

I have voted and I want to track my ballot.

To check the status of your ballot, you need to input the tracking code from the Voter receipt.

🔍 Track my ballot

Where do I find my tracking code? 

A final screen will appear showing the status of your ballot.

The screenshot displays the 'Digital Ballot Audit Site' interface. At the top left is a logo with a white 'X' on a black circle, followed by the text 'Digital Ballot Audit Site'. The top right navigation bar includes links for 'ABOUT', 'LOGS', 'HELP', 'CONTACT' (with an external link icon), and 'ENGLISH'. Below the navigation, the page title is 'RIPE NCC General Meeting May 2023'. The main content area features three panels. The top-left panel is titled 'Ballot found' and contains the text: 'See the status of your ballot below. You can also see all activity connected to your ballot tracking code.' The top-right panel is titled 'You are currently tracking' and contains a dark blue rectangular redaction box. The bottom panel is titled 'Ballot accepted' and contains the text: 'Your signature affidavit has been verified and your ballot is accepted for counting.'

QUESTIONS?

Email agm@ripe.net



RIPE NCC

RIPE NETWORK COORDINATION CENTRE