



**RIPE NCC**

RIPE NETWORK COORDINATION CENTRE

# BGP Routing Security

Training Course

June 2025

**RIPE NCC Learning & Development**



# RIPE NCC Training Material



Please find your training material at:

<https://www.ripe.net/training-material>



# Schedule



09:00 - 09:30	Coffee and Tea
11:00 - 11:15	Break
13:00 - 14:00	Lunch
15:30 - 15:45	Break
17:30	End



# Introductions

- Names
- Experiences with BGP and routing security
- Goals



# Overview



- The need for BGP Security
- Analyse BGP Threats and Attacks
- BGP Security Measures:
  - How to mitigate BGP threats
  - Protection of BGP sessions
  - **LAB 1** Securing BGP Sessions
  - Implementing Route Filtering
  - **LAB 2** Creating BGP Prefix Filters
  - **LAB 3** Filtering AS-Path/number of prefixes
  - Registering in the IRR System
  - **LAB 4** Creating route(6) objects
  - Implementing RPKI
  - **LAB 5.1** Creating ROAs
  - **LAB 5.2** BGP Origin Validation
- Next steps for BGP Security
- Best practices



# The Need for BGP Security

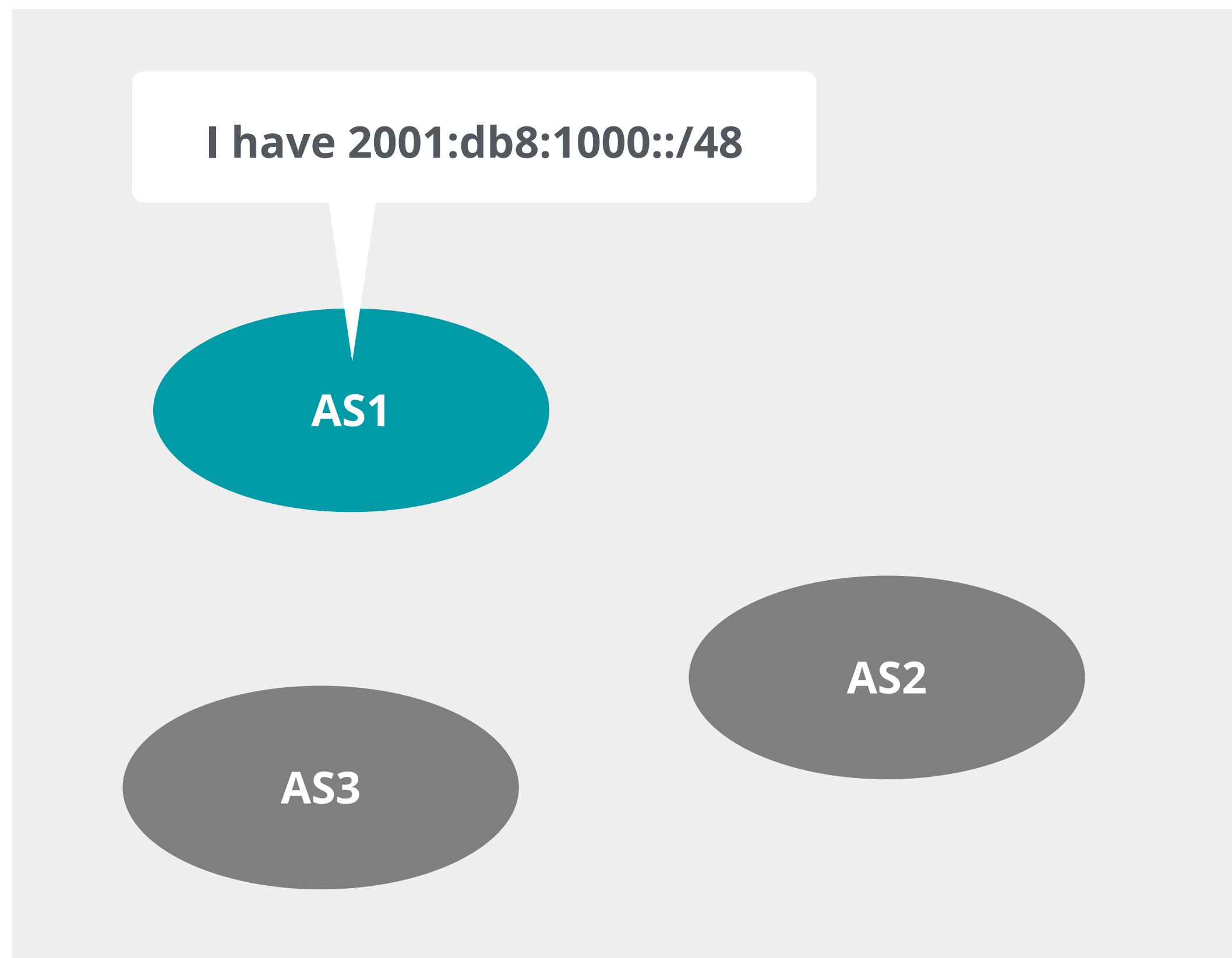
## Section 1



# Is BGP Secure?

## In theory:

Only the legitimate resource holder should be announcing the prefix



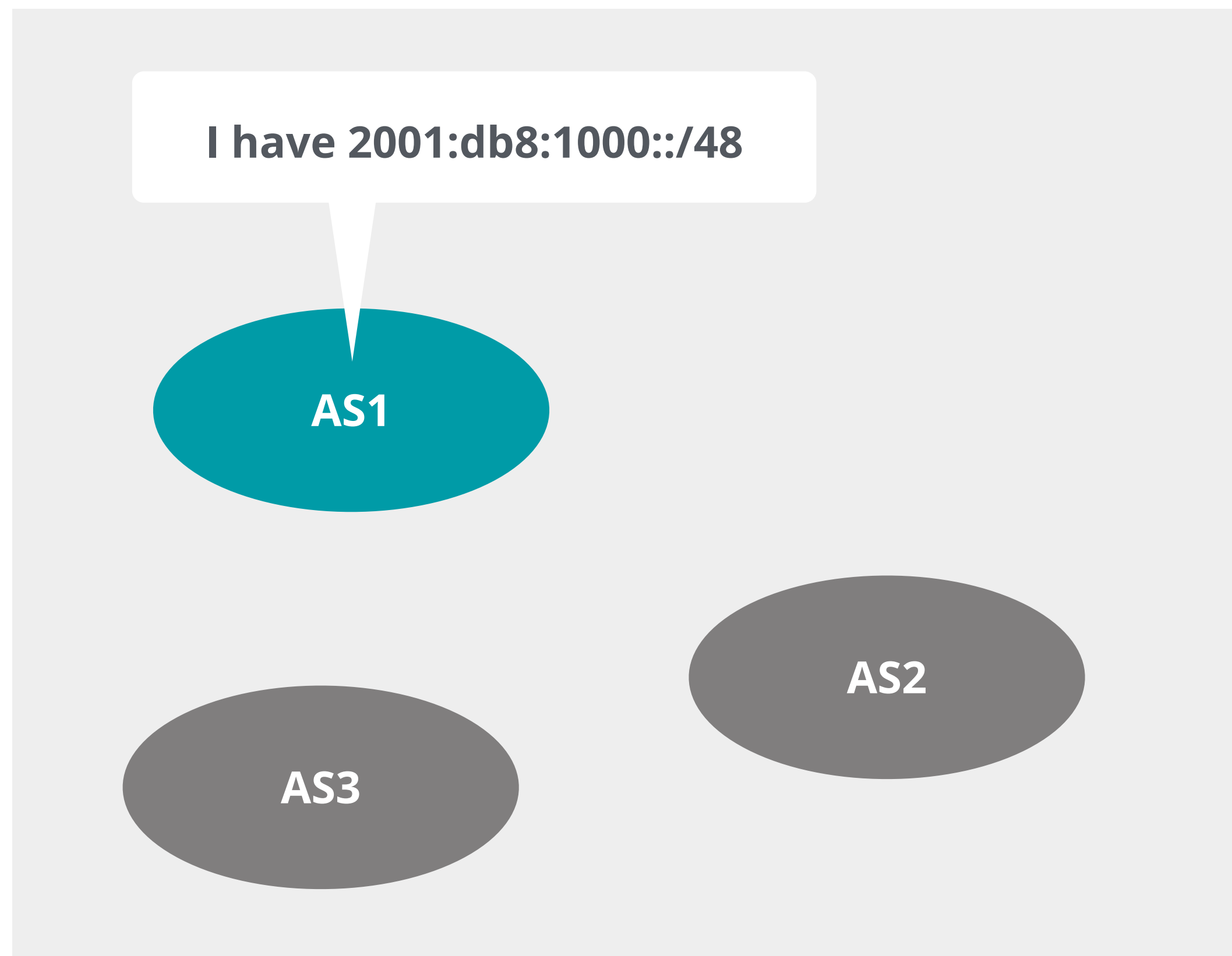




# Is BGP Secure?

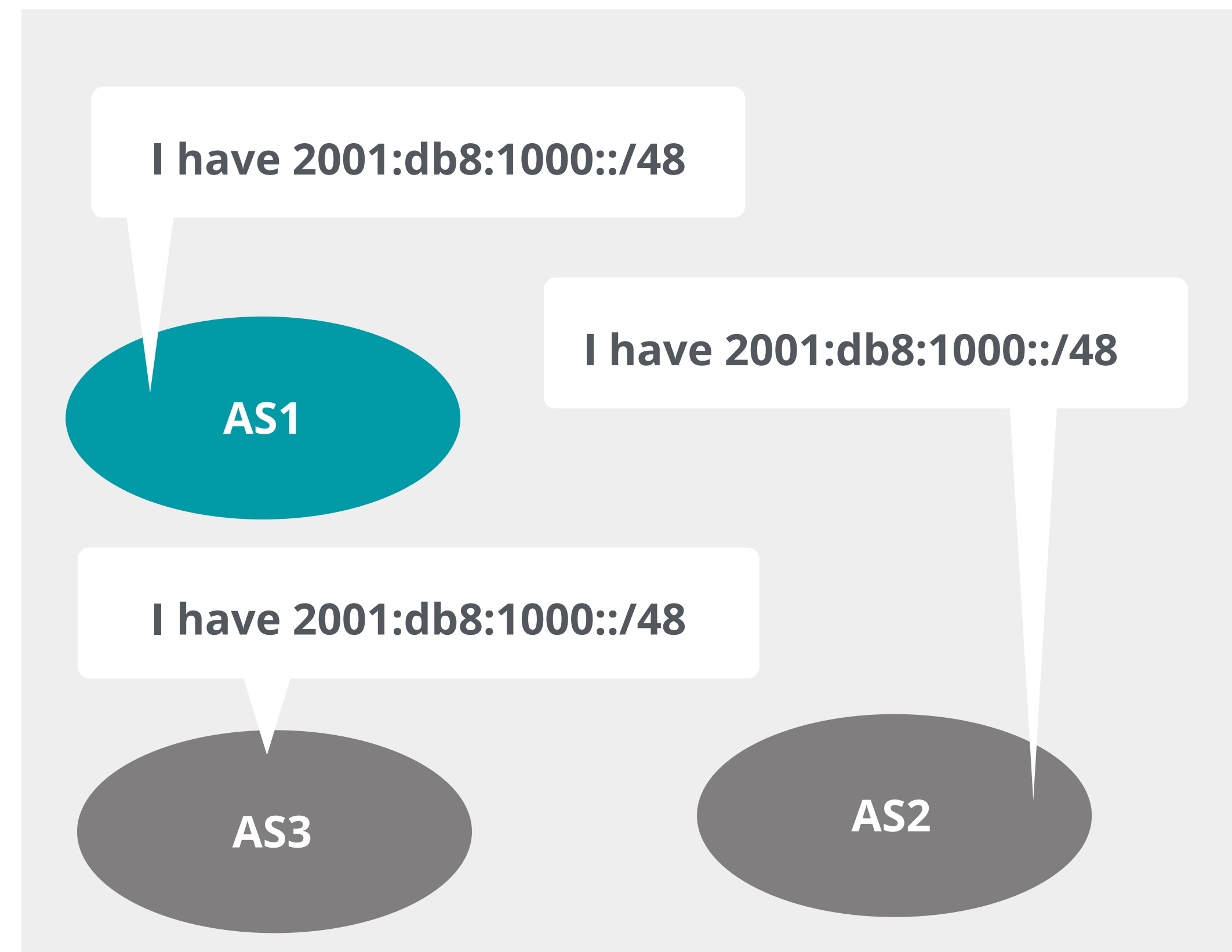
## In theory:

Only the legitimate resource holder should be announcing the prefix



## In practice:

Any AS can announce any prefix!



# Is BGP Secure?

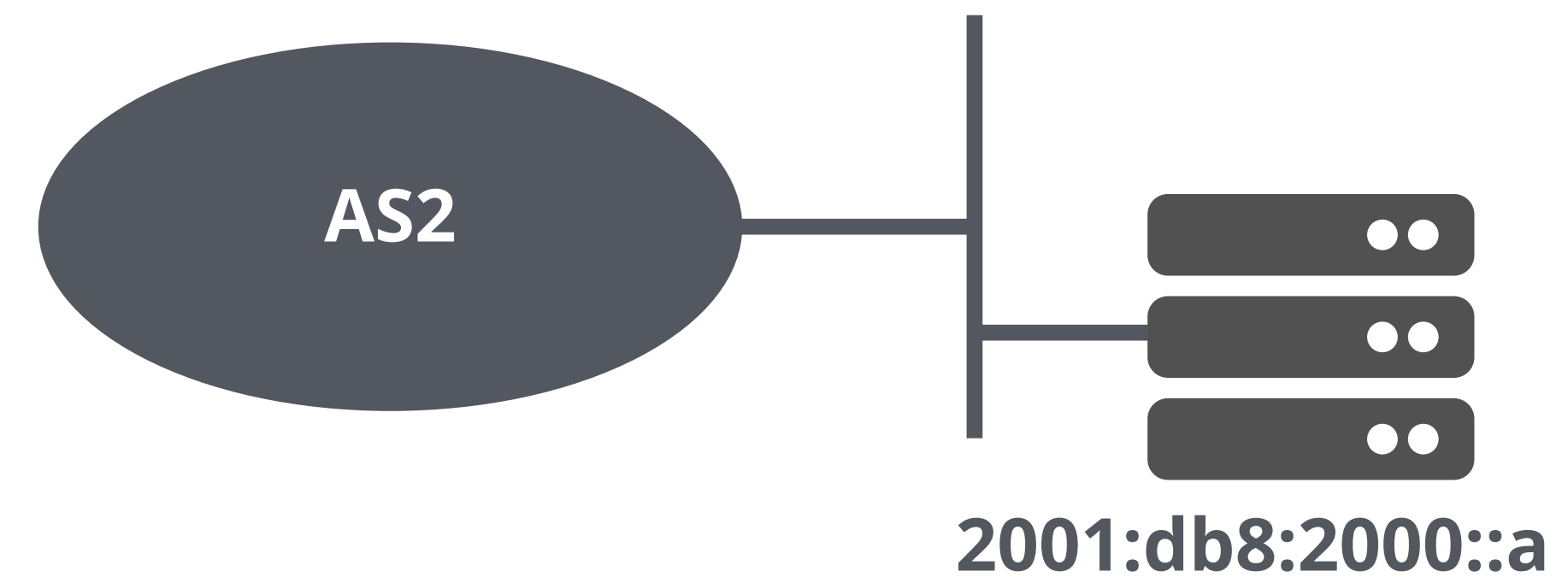


AS1 wants to access the server in AS2.

2001:db8:1000::/48



2001:db8:2000::/48

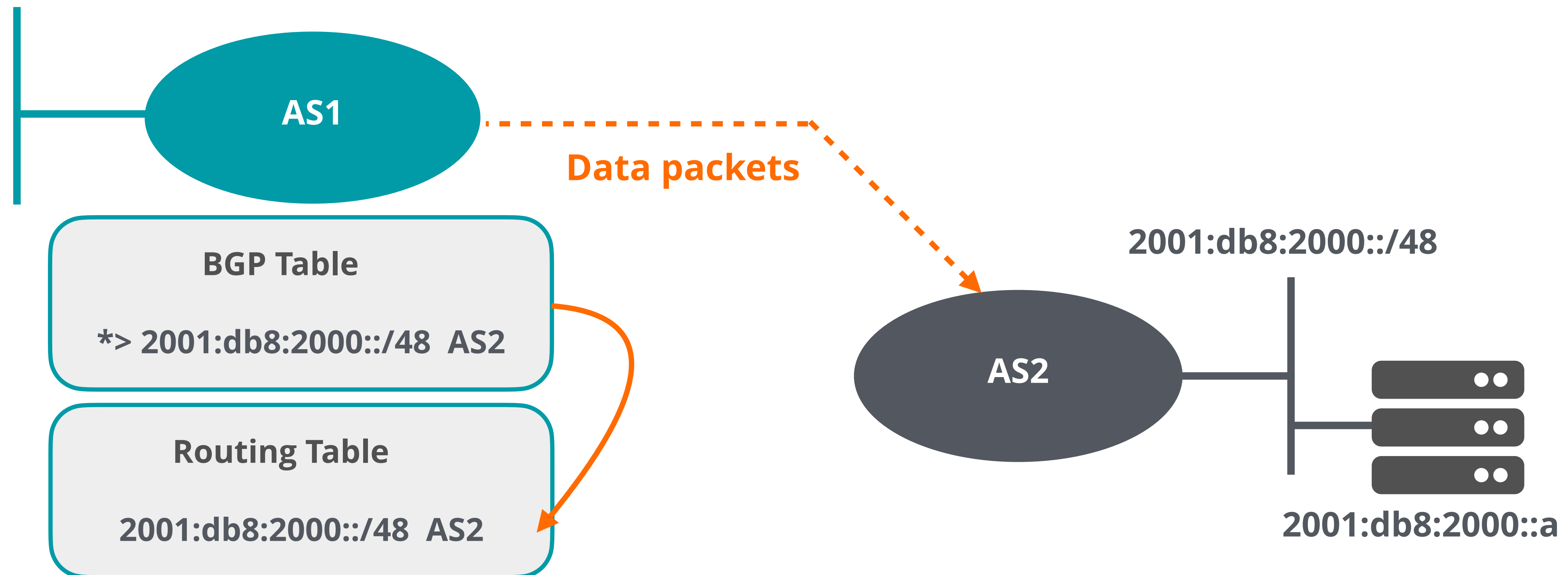




# Is BGP Secure?

Data is forwarded based on routing table.

2001:db8:1000::/48

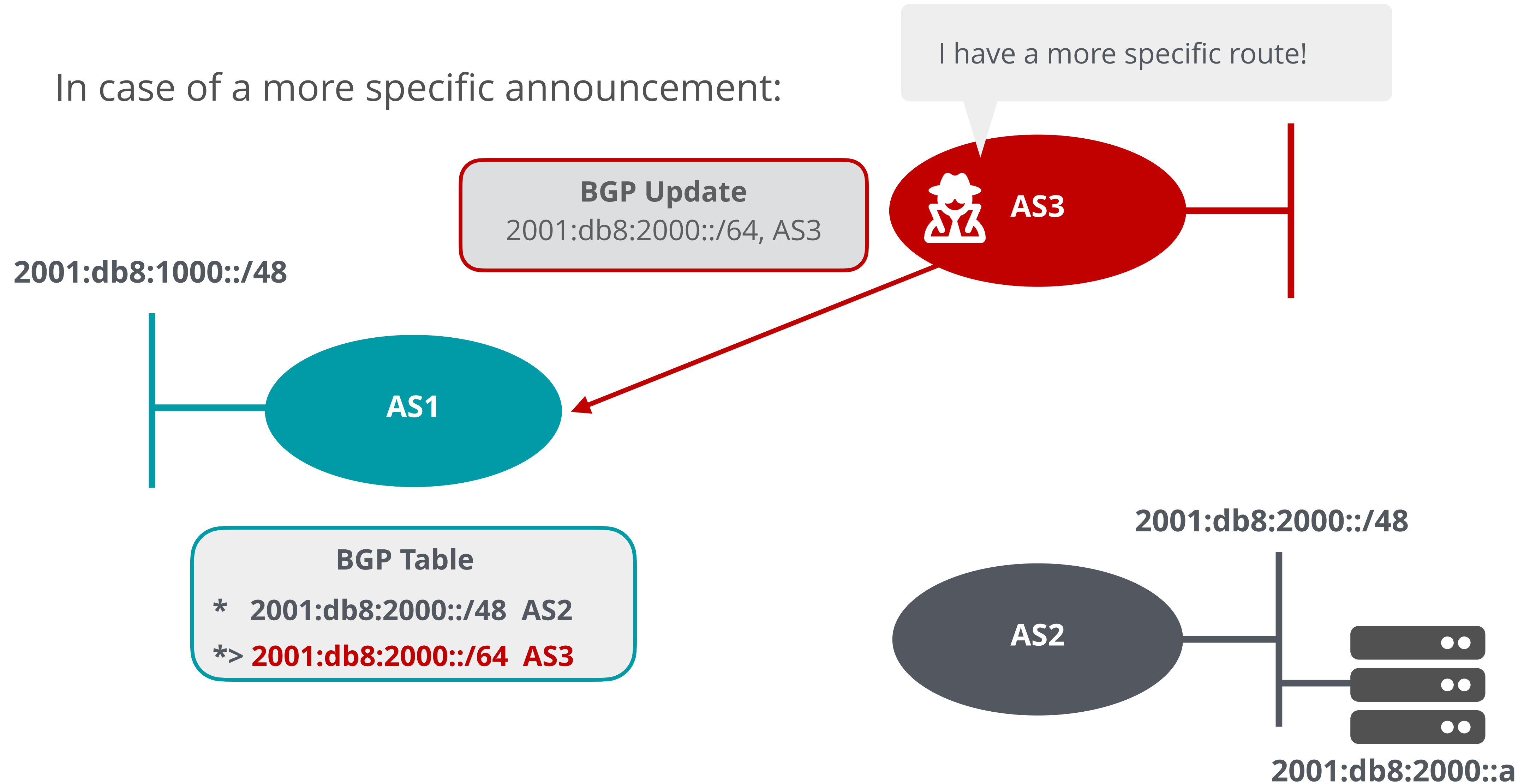






# Is BGP Secure?

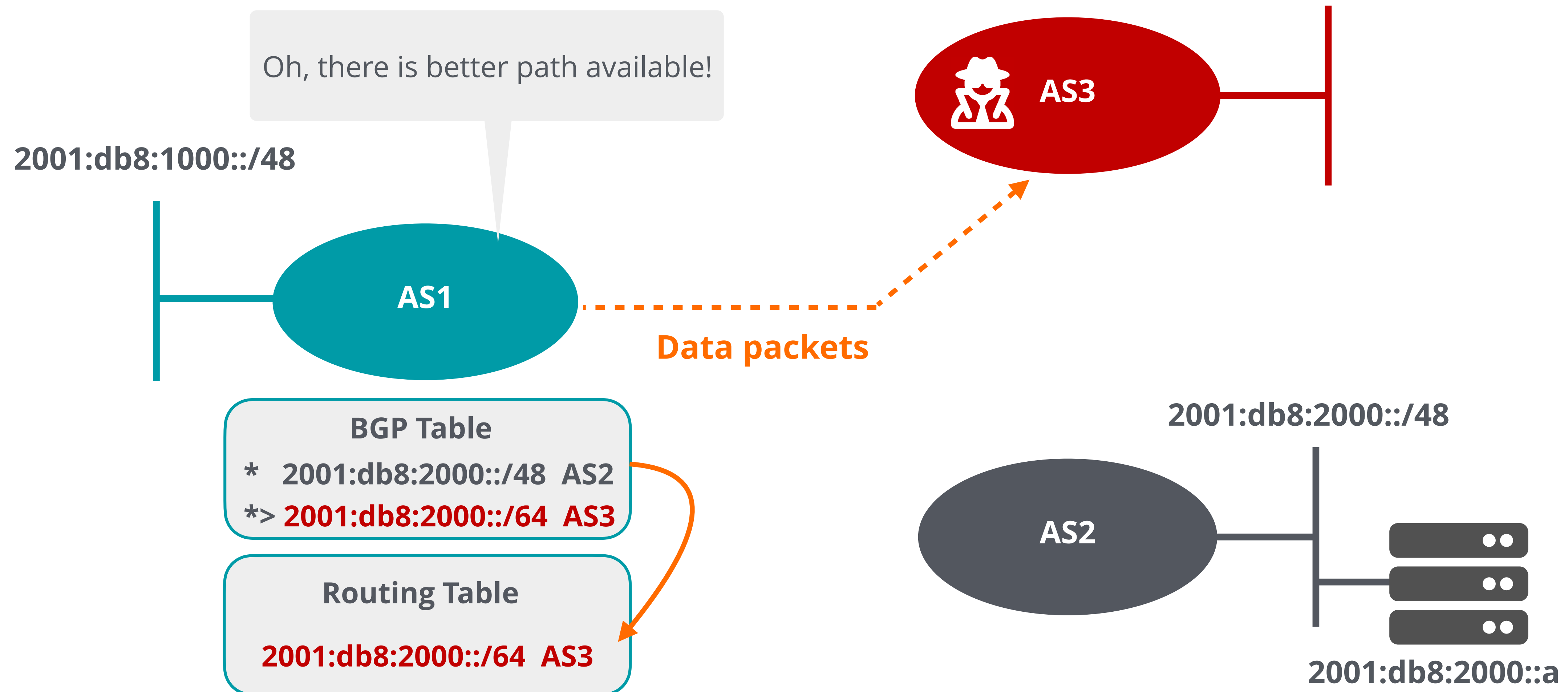
In case of a more specific announcement:





# Is BGP Secure?

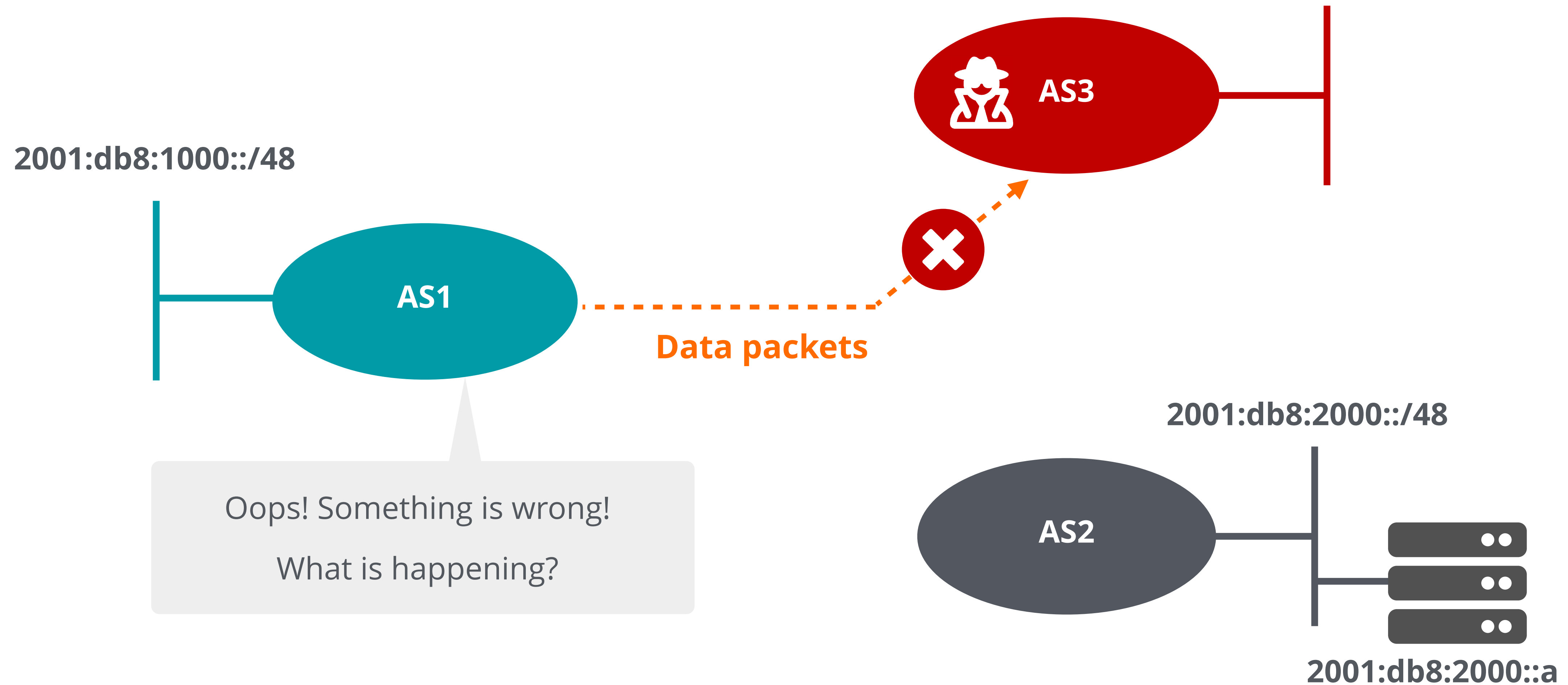
Traffic is diverted to the attacker:



# Is BGP Secure?



And **blackholed!**







# Questions





# Analyse BGP Threats and Attacks

## Section 2



# Vulnerabilities of the BGP Protocol

Section 2.1





# BGP Has Some Challenges

- It is only based on **trust**, no built-in security
- **No verification** of the correctness of prefixes or AS paths





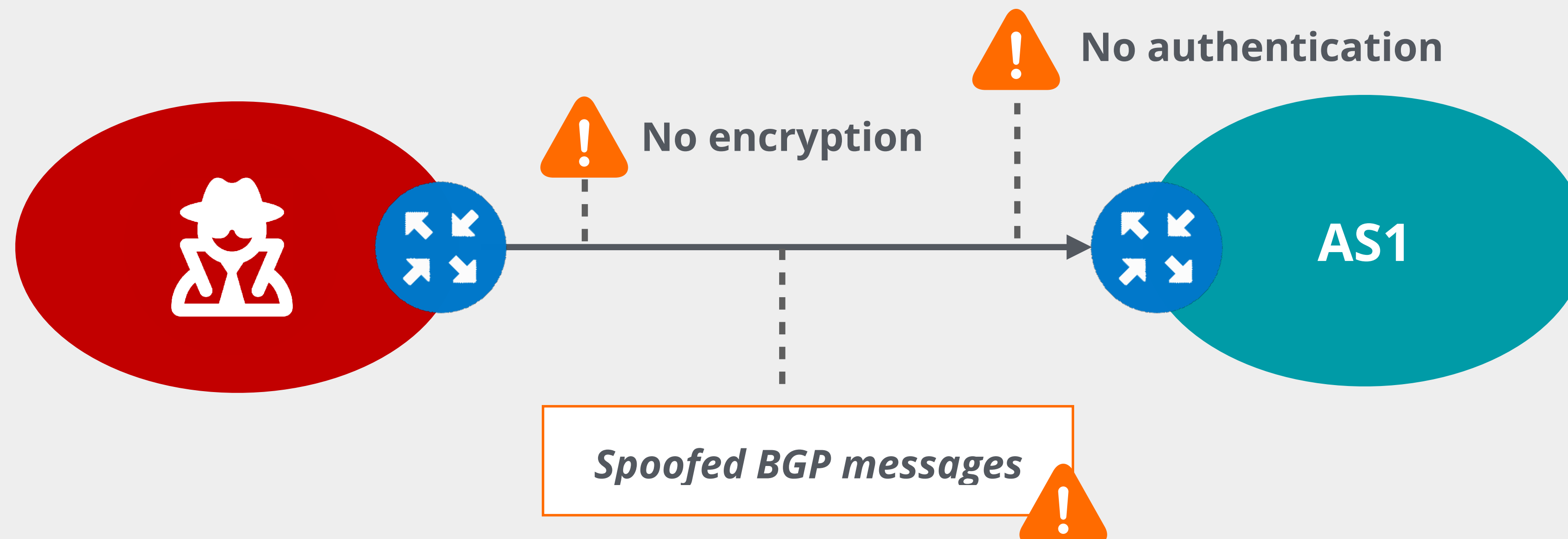
# BGP Has Three Main Vulnerabilities

- 1 No internal mechanism to protect the integrity and source authenticity of BGP messages, and no confidentiality
- 2 No mechanism specified to validate the authority of an AS to announce a prefix
- 3 No mechanism to verify the authenticity of the attributes in a BGP update message



# No Encryption or Authentication

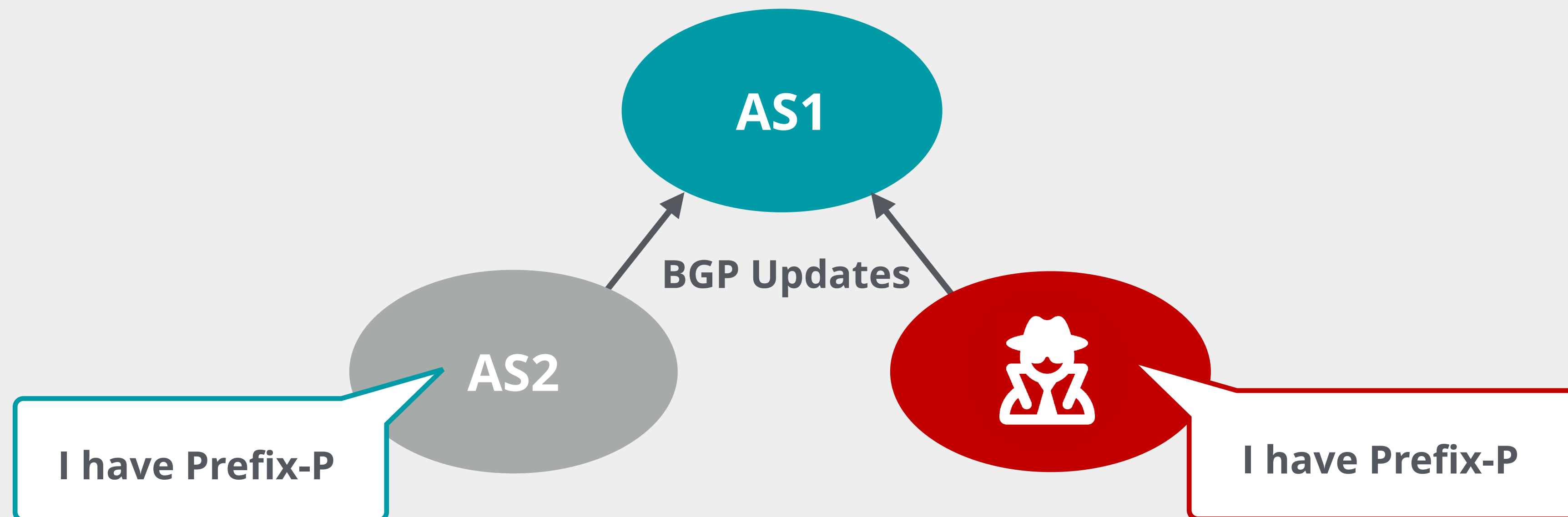
- BGP **does not** have a built-in authentication mechanism
- BGP provides **no integrity** or **confidentiality**
- BGP messages do not use a freshness service and can be replayed





# No Origin Validation

- BGP does not have a validity check for propagated routes
- **Any AS can announce any prefix**

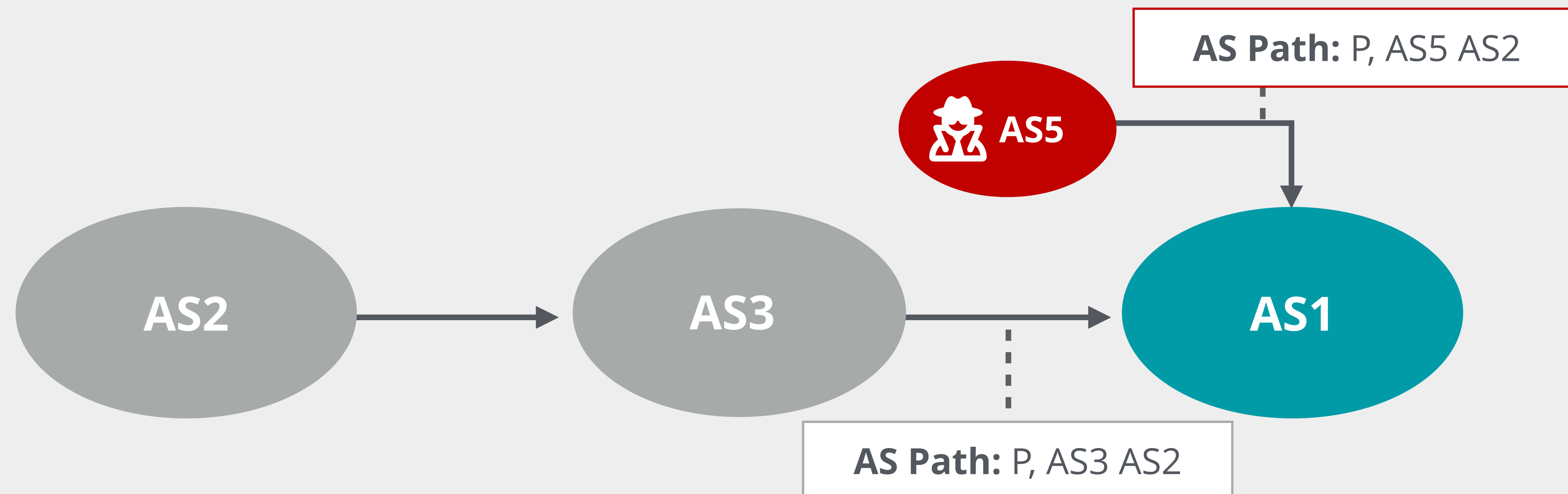






# No Authentication of AS Path

- AS path attribute received in BGP update can not be validated
- Anyone can alter the path and prepend any ASN to the AS path





# Due to these vulnerabilities



Attacks can be conducted by exploiting TCP or BGP messages



Any AS can announce any prefix



Any AS can prepend any ASN to the AS path

**Fake routing information may disrupt Internet routing**





# Causes of BGP Incidents

Section 2.2



**Causes of BGP incidents can be divided into**



**Malicious**



**Accidental**



# Sometimes, it's Just Human Error

- Typo errors (fat finger)
  - May cause mis-origination
- Configuration errors
  - May cause mis-origination
  - AS path prepending mistake
- Simple mistakes may cause big problems!
  - BGP hijacks or **route leaks**




# But Sometimes They're Malicious!




**ROUTE MANIPULATION ATTACKS**



**TCP/IP PROTOCOL ATTACKS**



**PROTOCOL MANIPULATION ATTACKS**



**DENIAL-OF-SERVICE ATTACKS**

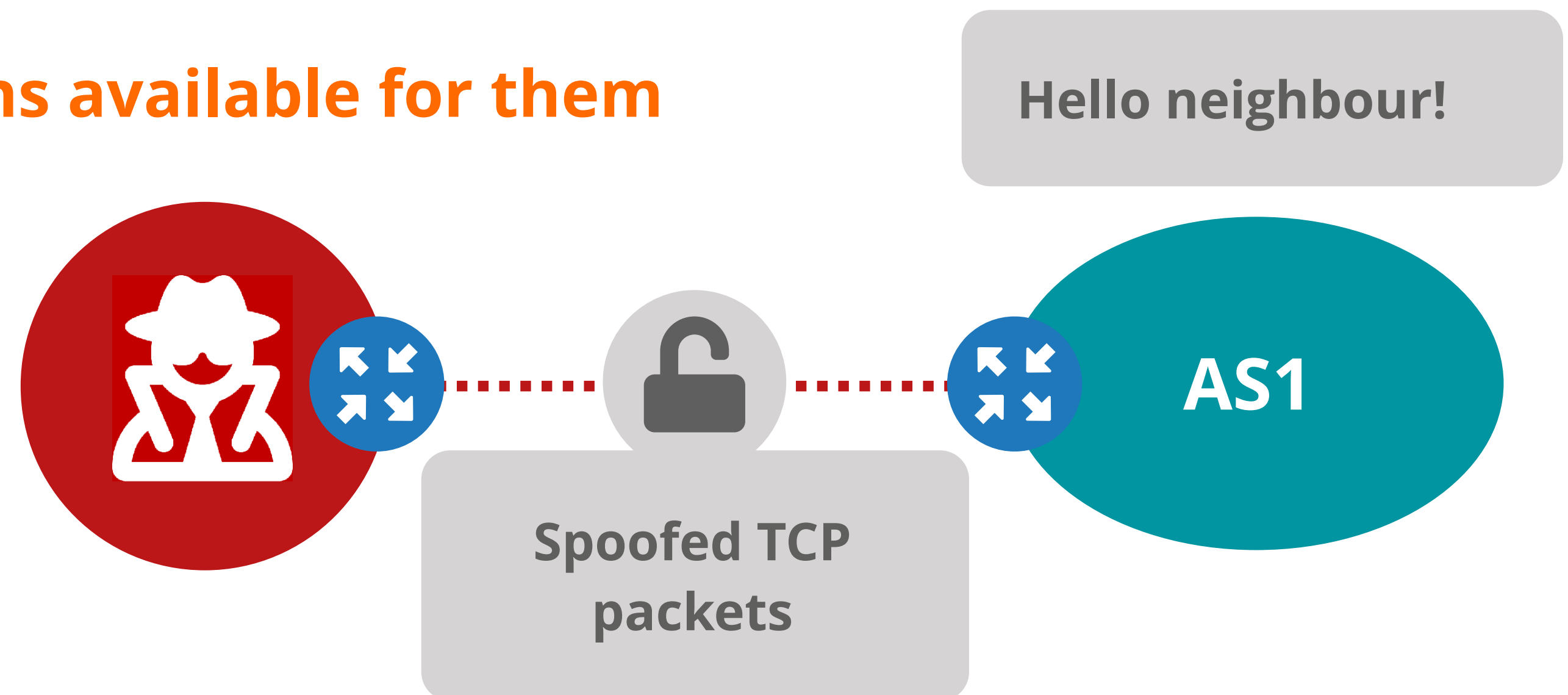






# TCP/IP Protocol Attacks

- BGP uses TCP: vulnerable to **TCP/IP based attacks**
  - IP Spoofing
  - TCP Session Hijacking
  - SYN flooding attack
- **No BGP-specific security solutions available for them**





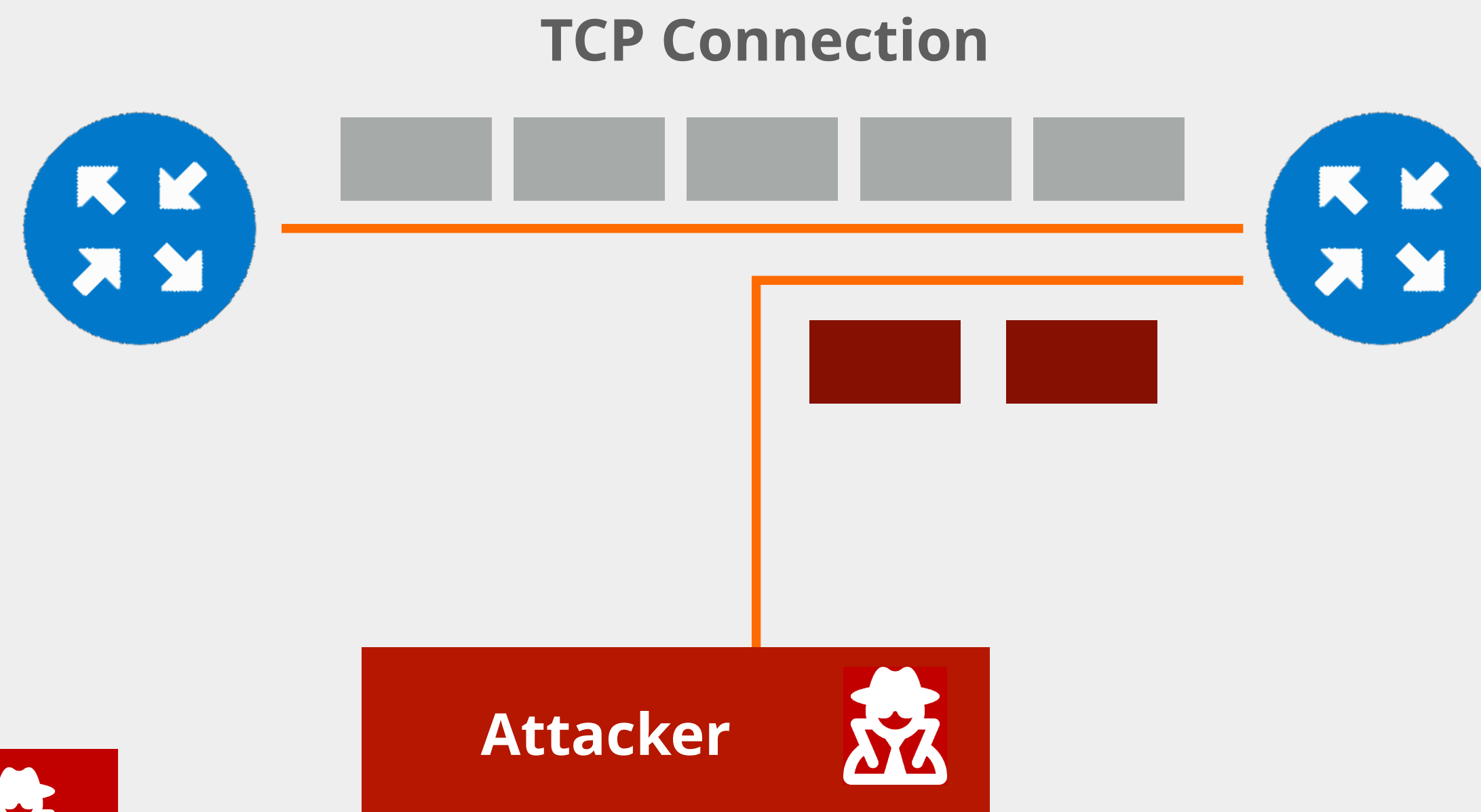
# IP Spoofing

- An attacker could spoof an IP address of a BGP peer in order to:
  - Establish an unauthorised BGP session
  - Break an existing BGP session
  - Inject bogus routes or delete routes



# TCP Session Hijacking

- Involves intrusion into an ongoing session



## Same header fields

- Source IP
- Destination IP
- Source Port
- Destination Port



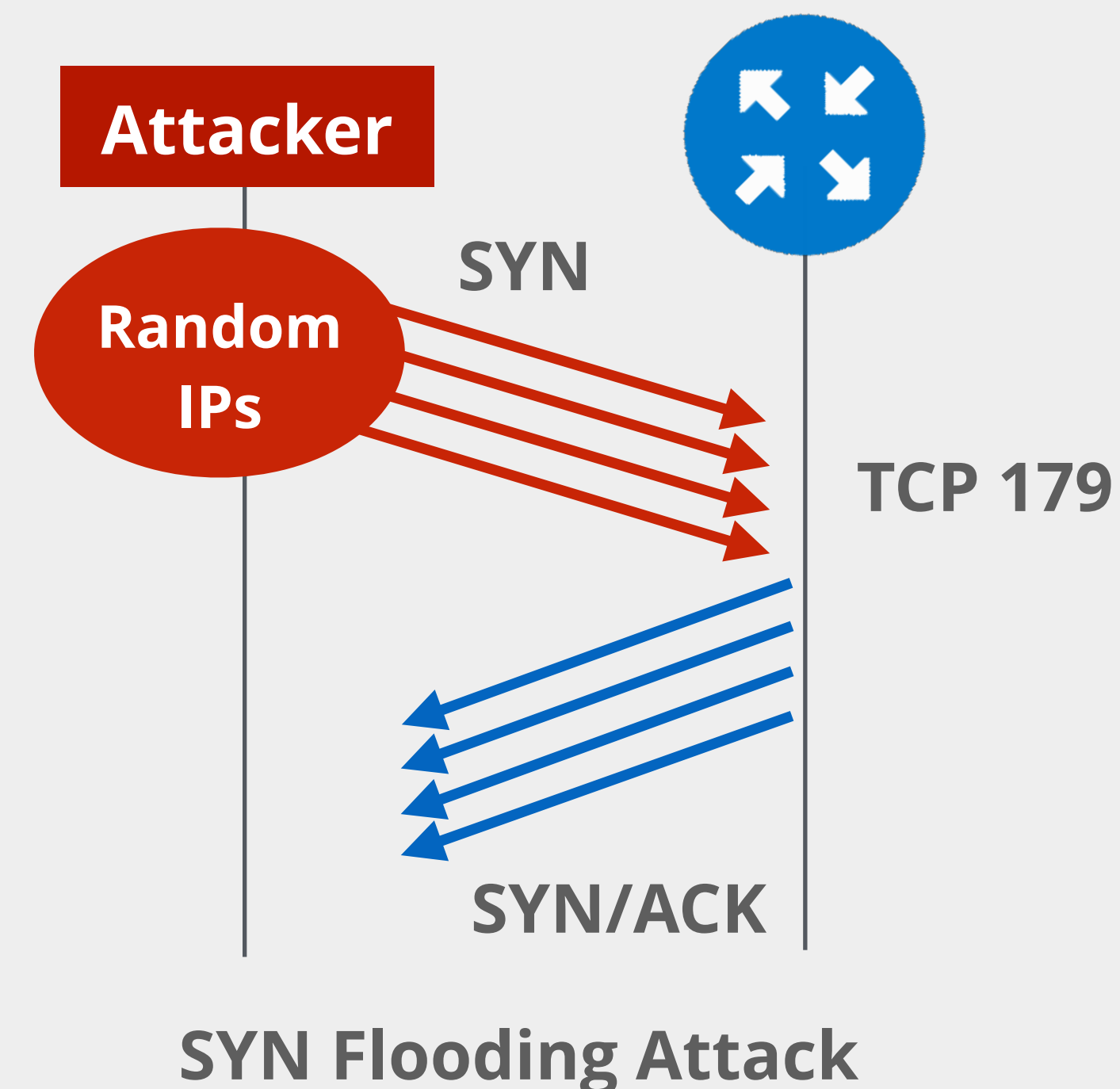
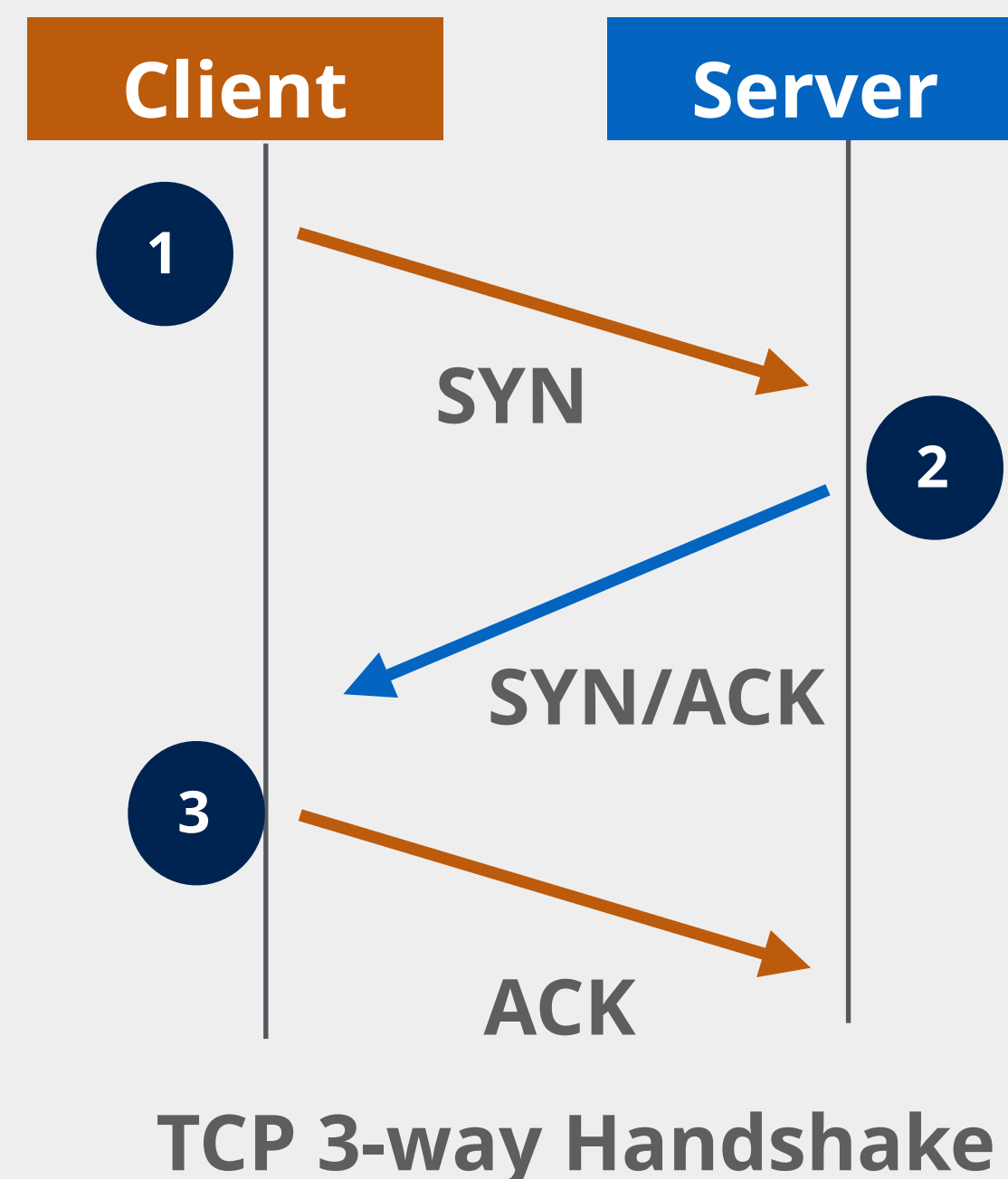
# TCP Session Hijacking

- **Requires an attacker to discover the following:**
  - src IP, dst IP, src port, dst port
  - sequence number of ongoing session
- **In BGP, it could be used to**
  - bring down the BGP session between peers (TCP RST)
  - inject false routes into BGP, delete or modify routes



# SYN Flooding Attack

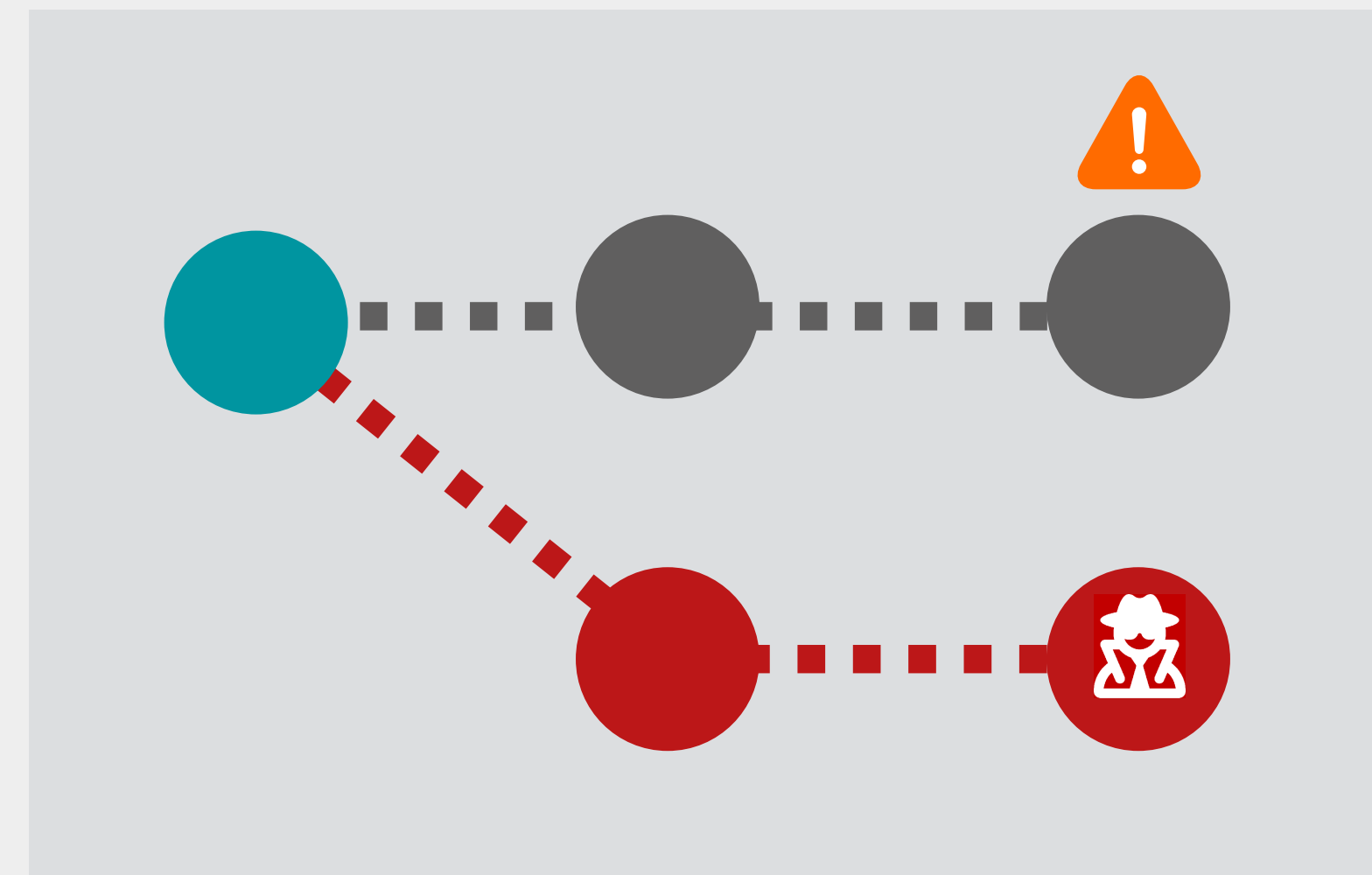
- A type of Denial-of-Service (DoS)
- Exploits the **three-way hand shake** process of a TCP connection
- **Goal:** Exhaust resources





# BGP Route Manipulation Attacks

- **Goal:** Blackholing, eavesdropping or traffic analysis
- Attacker can:
  - **Inject bogus routes** into BGP tables
  - **Reroute packets** based on their intentions
  - **Prevent traffic** from reaching the intended destination
- Can be classified as:
  - **BGP Origin Hijacks**
  - **BGP Path Hijacks**
  - **BGP Route Leaks**
- Very common! **Our focus on this course**

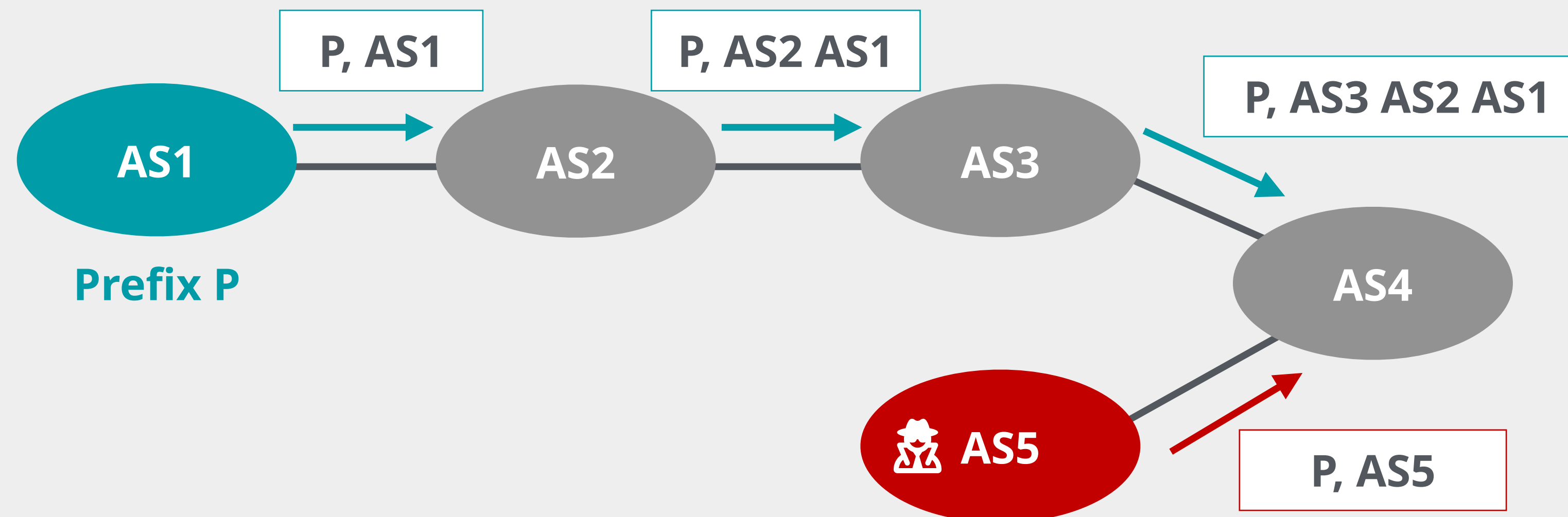






# BGP Origin Hijack

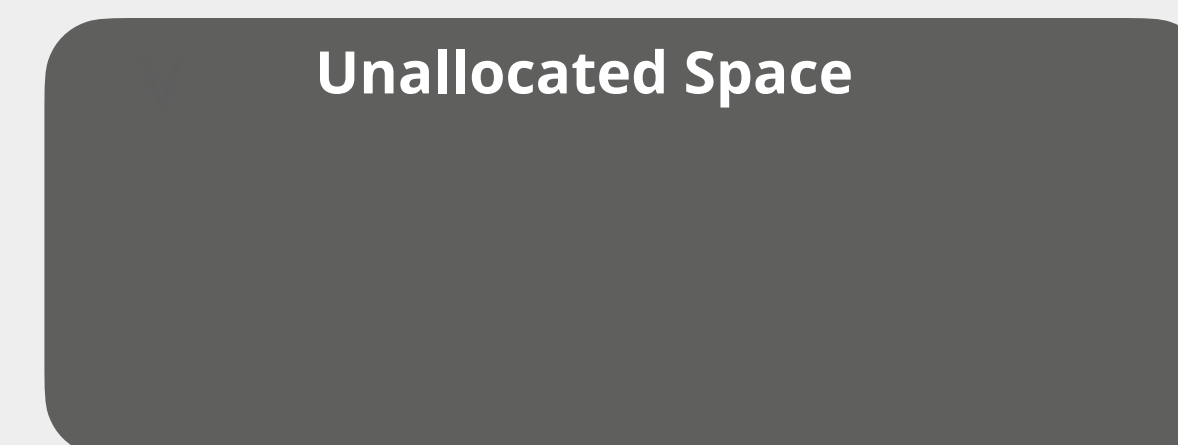
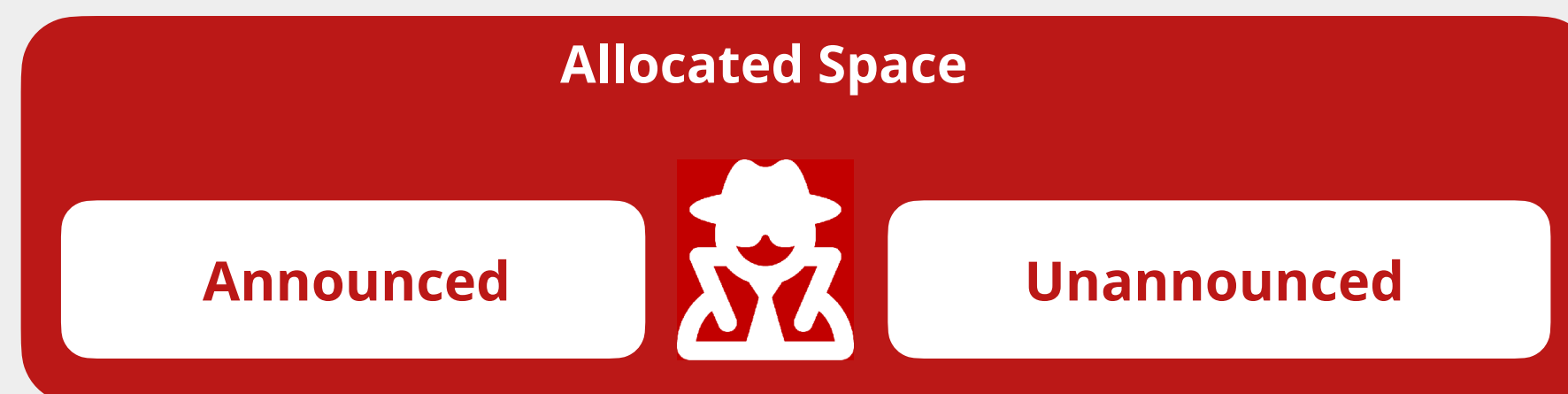
- The hijacking AS:
  - Abuses mutual trust between ASes
  - Originates a prefix **that it is not authorised to originate!**
- Difficult to say whether it is an accident or an attack
- Traffic lost or received by attacker (eavesdrop)





# Hijacks of Allocated Addresses

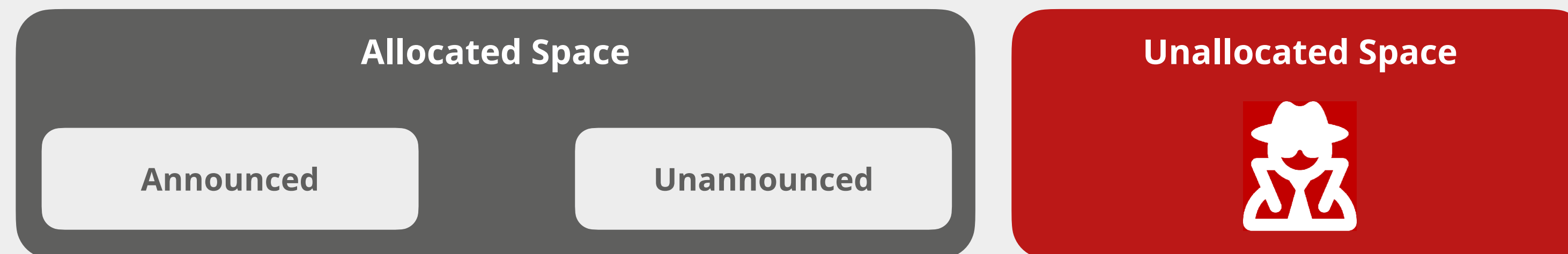
- Allocated address space could be:
  - Currently in use (**announced** prefixes)
  - Or unused IP space (**unannounced** prefixes)
- **Unannounced** prefixes are preferred by spammers
  - No operational impact
  - Potentially harms the reputation of the holder





# Hijacks of Unallocated Addresses

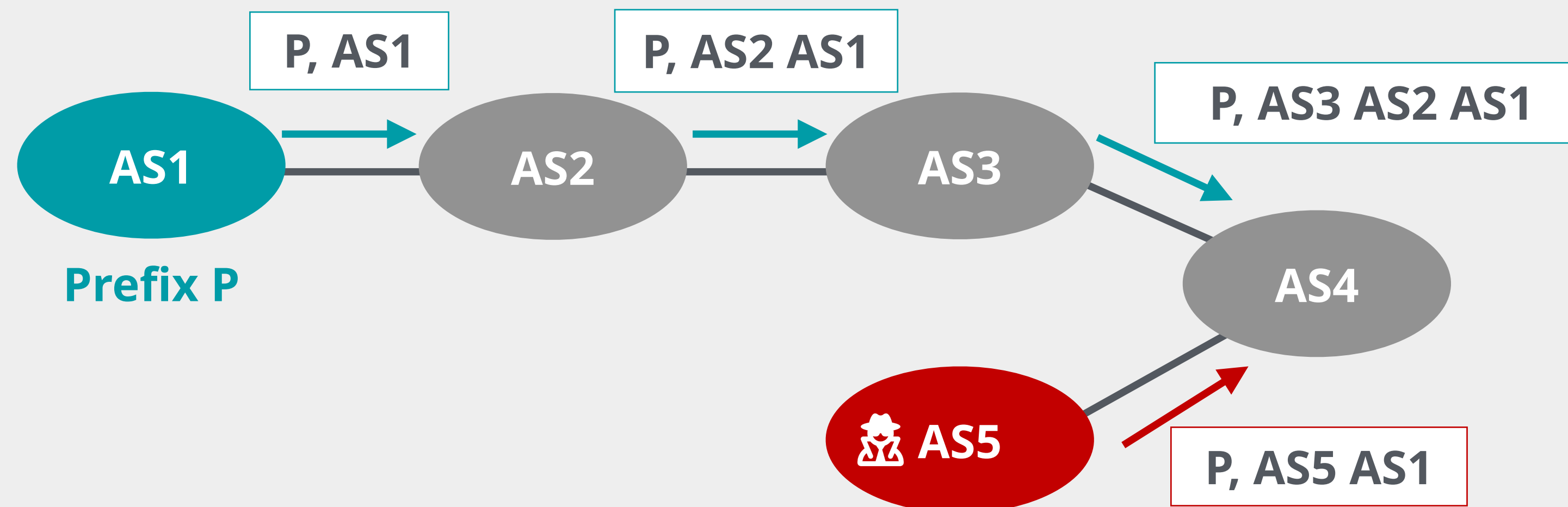
- IP blocks not assigned by IANA or RIRs
- Effective if full bogon filters not applied
- No whois entries, no complaints!
- Again, a good choice for spammers





# BGP Path Hijack

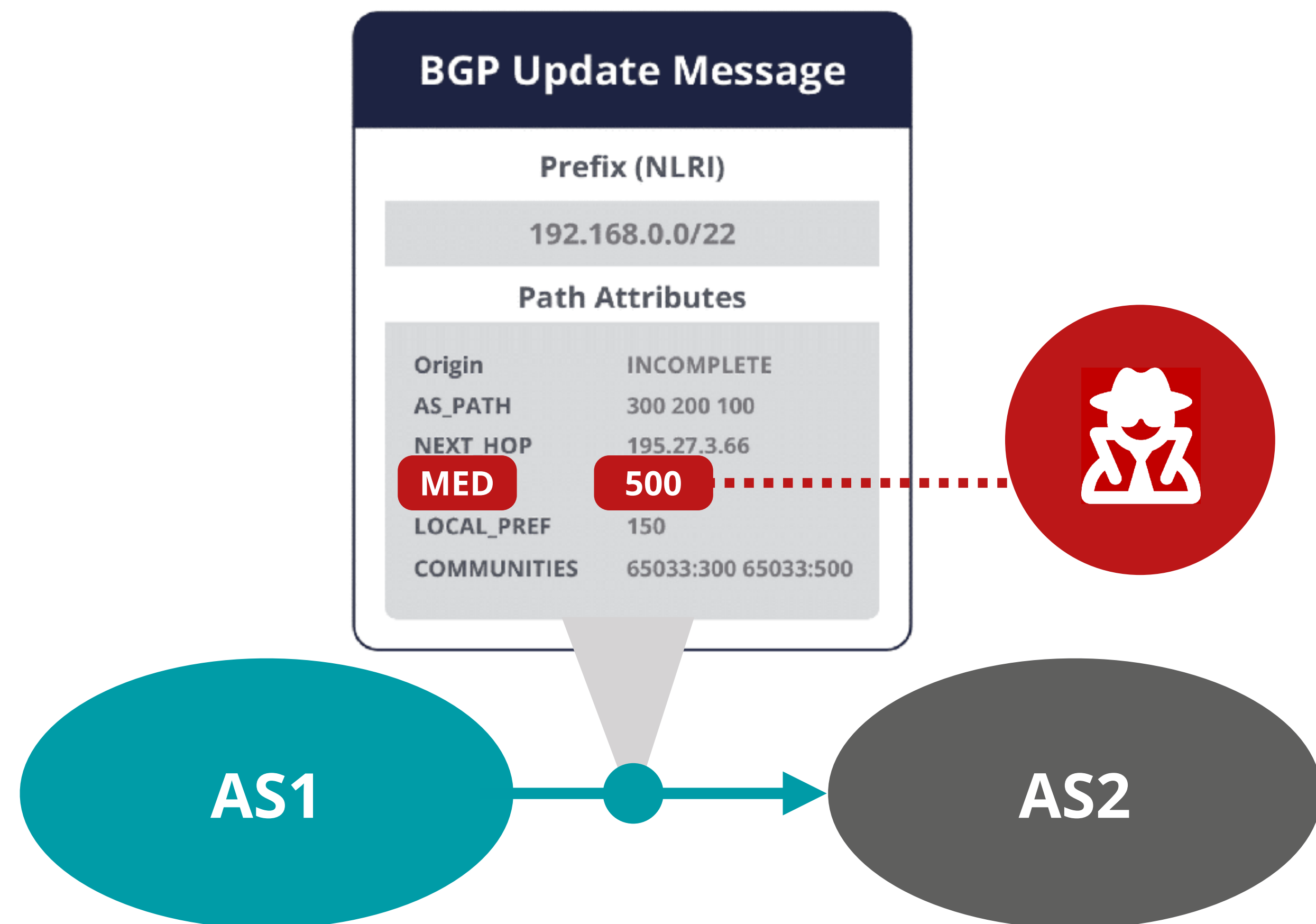
- No verification of path attributes in received BGP updates
- Hijacker can modify the AS Path and **redirect traffic**
- **Traffic lost** or **eavesdropped/modified** (adds latency)





# Protocol Manipulation Attacks

- Relatively new type of attack, no reports yet
- A malicious AS aims to **manipulate properties of BGP protocol**
- An attacker may:
  - Modify MED attribute
  - Exploit RFD/MRAI timer





# Protocol Manipulation Attacks

- **Multi-exit-discriminator (MED)**
  - A malicious AS may affect ASes' decisions by altering this attribute
- **Route Flap Damping (RFD) / Minimum Route Advertisement Interval (MRAI) timers**

## HOW

A Malicious AS artificially withdraws and re-announces a route

## EFFECT

ASes using RFD timer consider the route unstable and suppress it


## EFFECT

ASes using MRAI timer delay the distribution of corresponding update message



# Denial of Service (DoS) Attacks

- An **attacker** can execute DoS attacks in several ways:
  - BGP session failure due to congestion
  - Deliberate route flapping
  - Explosion of routing table size
  - Blackholing traffic
  - TCP attacks (SYN flooding or TCP Reset)
- DDoS solutions are already available
  - Not specifically for BGP speakers







# To Summarise

- BGP is vulnerable to **mistakes** and **attacks**
- Attackers could:
  - Inject bogus routes into the BGP table
  - Hijack a BGP session and break peer-to-peer connections
  - Initiate a DoS attack and exhaust victim's resources
  - Manipulate BGP and reroute packets
  - Intercept and eavesdrop
  - Blackhole the entire network, etc

# BGP Incidents in Q1 2025



BGP route leaking ASes		Q1 2025	BGP hijacking ASes	
1 899		January	8 968	
1 921		February	8 063	
1 883		March	8 490	

Source:

[https://blog.qrator.net/en/q1-2025-ddos-bots-and-bgp-incidents-statistics-and\\_211](https://blog.qrator.net/en/q1-2025-ddos-bots-and-bgp-incidents-statistics-and_211)

# April 2020: Akamai, Amazon

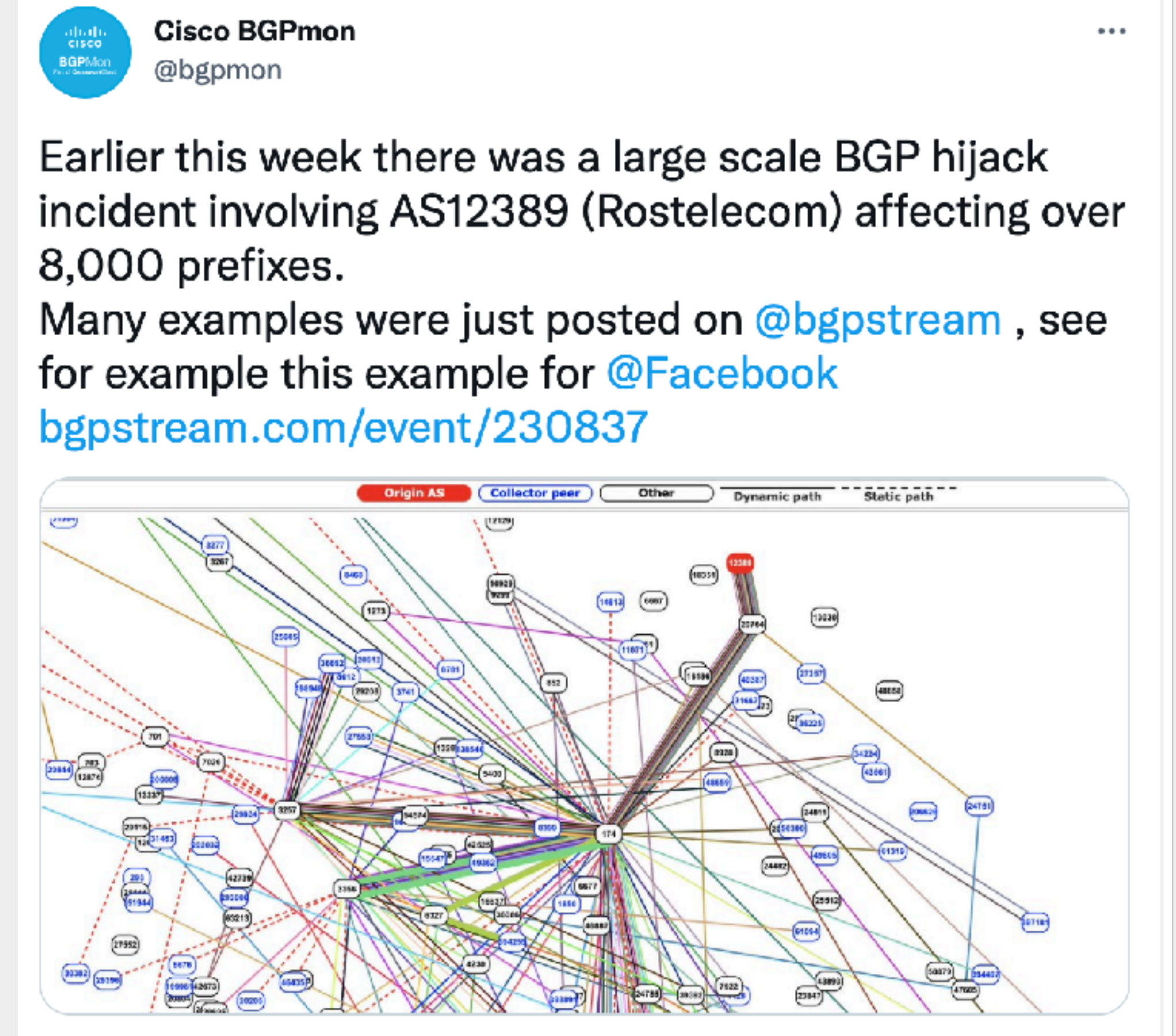


- What happened?

- 8k+ routes hijacked by Rostelecom (AS12389)
- 200+ CDNs and cloud providers impacted
- Not known how much data leaked

- Why?

- Malicious activity
- Lack of good filtering by upstream providers/peers





# Questions





# BGP Security Measures

## Section 3



# How to Mitigate BGP Threats

Section 3.1





# How to Mitigate BGP Threats?

- To deal with this, you need to:
  - **Secure message exchange** between BGP speakers
  - **Validate the routing** information you receive



Some authentication and verification mechanisms should be in place



Prevent propagation of incorrect routing information



# How to Mitigate BGP Threats?

- It requires the following to be verified:



Does the BGP speaker belong to the AS that it claims?



Is the prefix originated by the legitimate holder or an AS that is authorised to originate it?



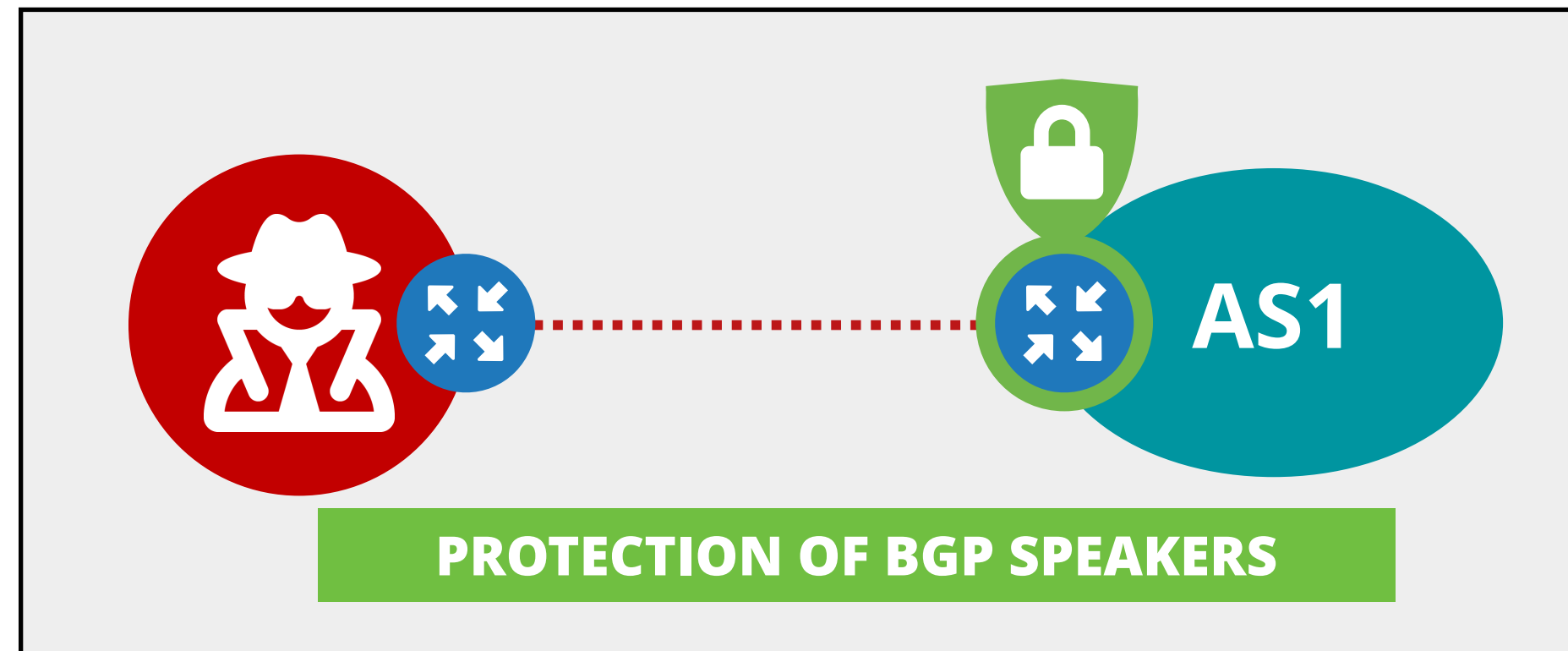
Does the AS path reflect the sequence of ASes that the BGP UPDATE packet has traversed?



Are the attributes in a BGP UPDATE message correct and have not been tampered with?



# BGP Security Measures



Only BGP peers to send packets to TCP 179: Control Plane Policing (CoPP), or ACLs (if CoPP not supported)

Limit accepted BGP traffic

uRPF to mitigate DoS/DDoS attacks



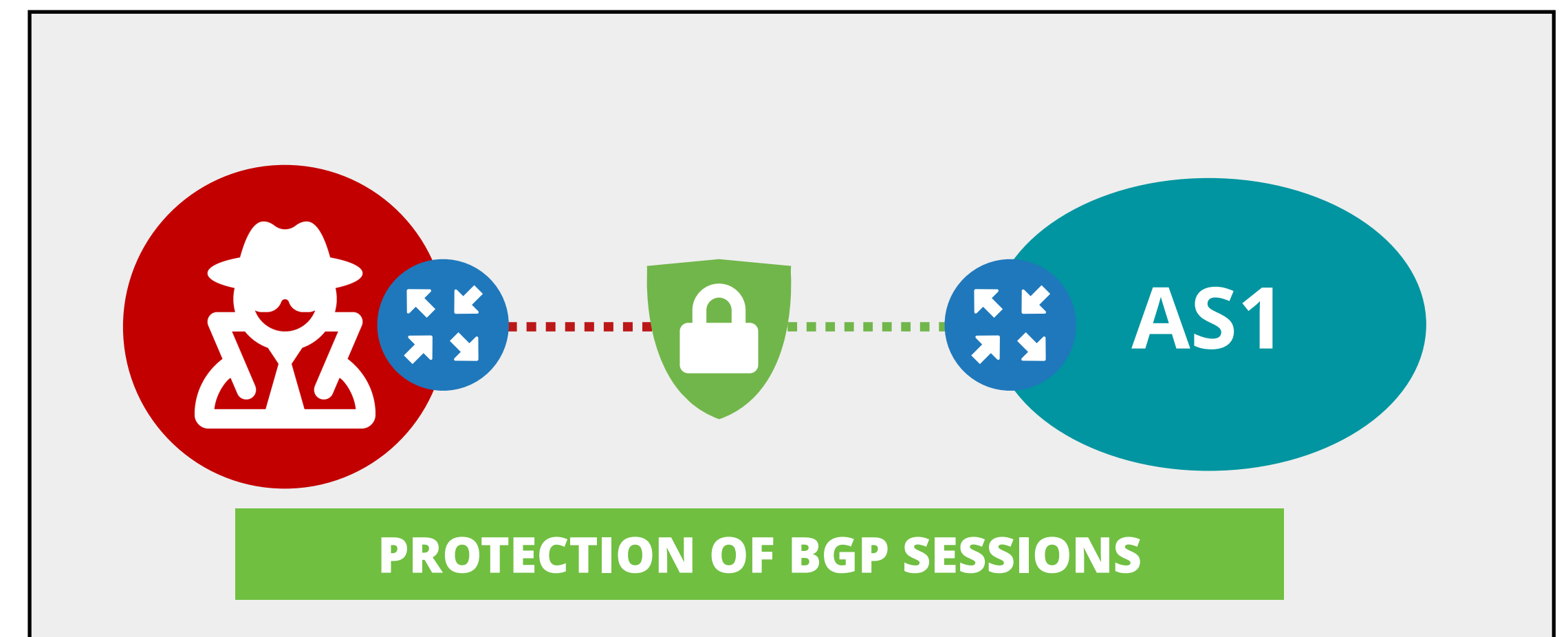
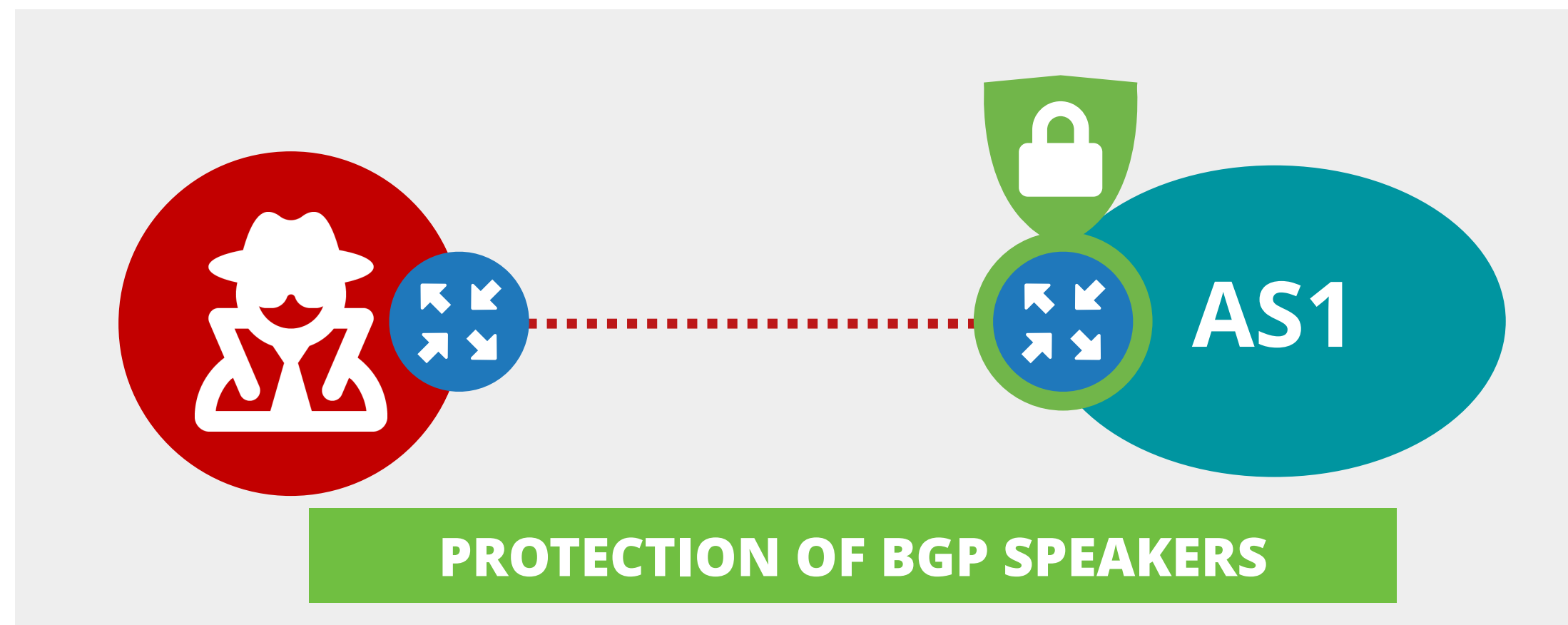
**RIPE NCC Academy**



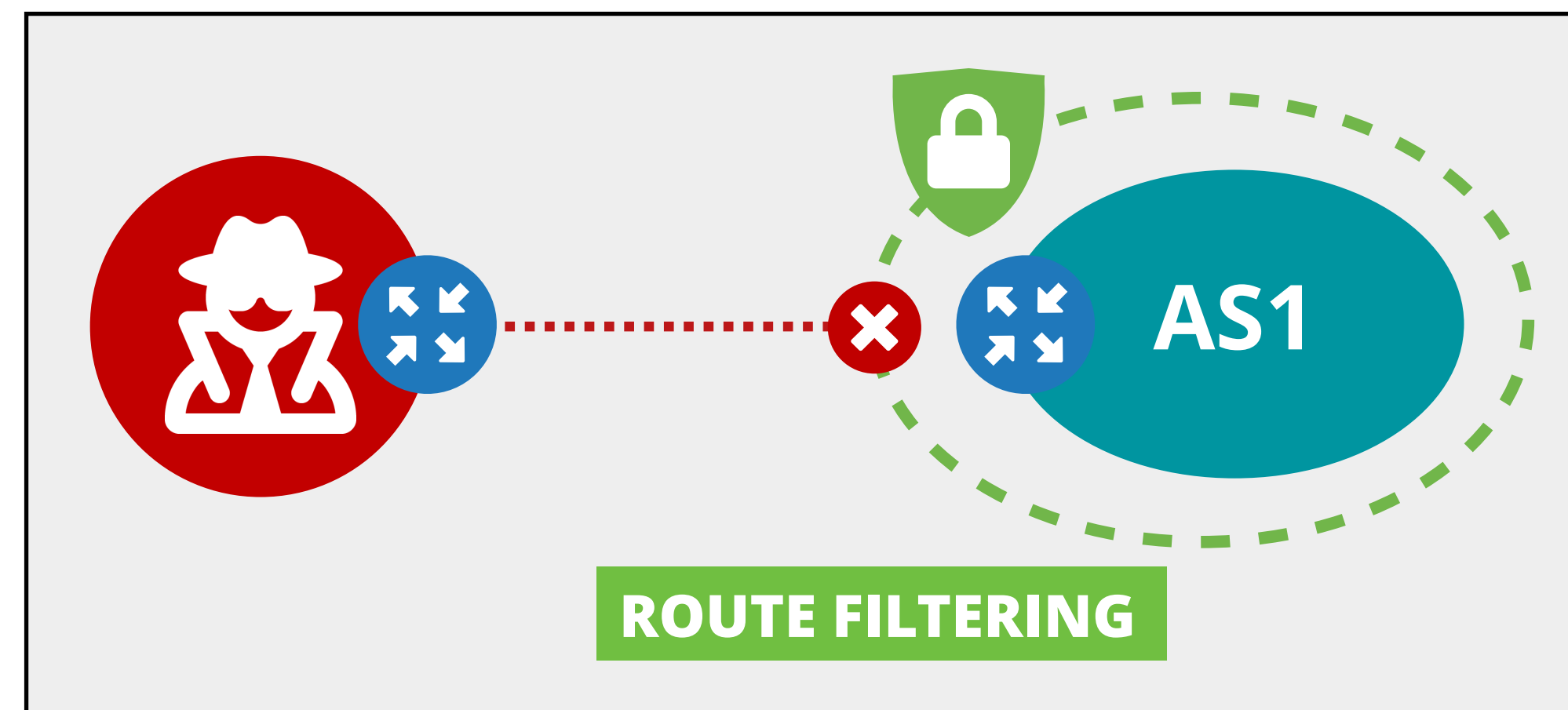
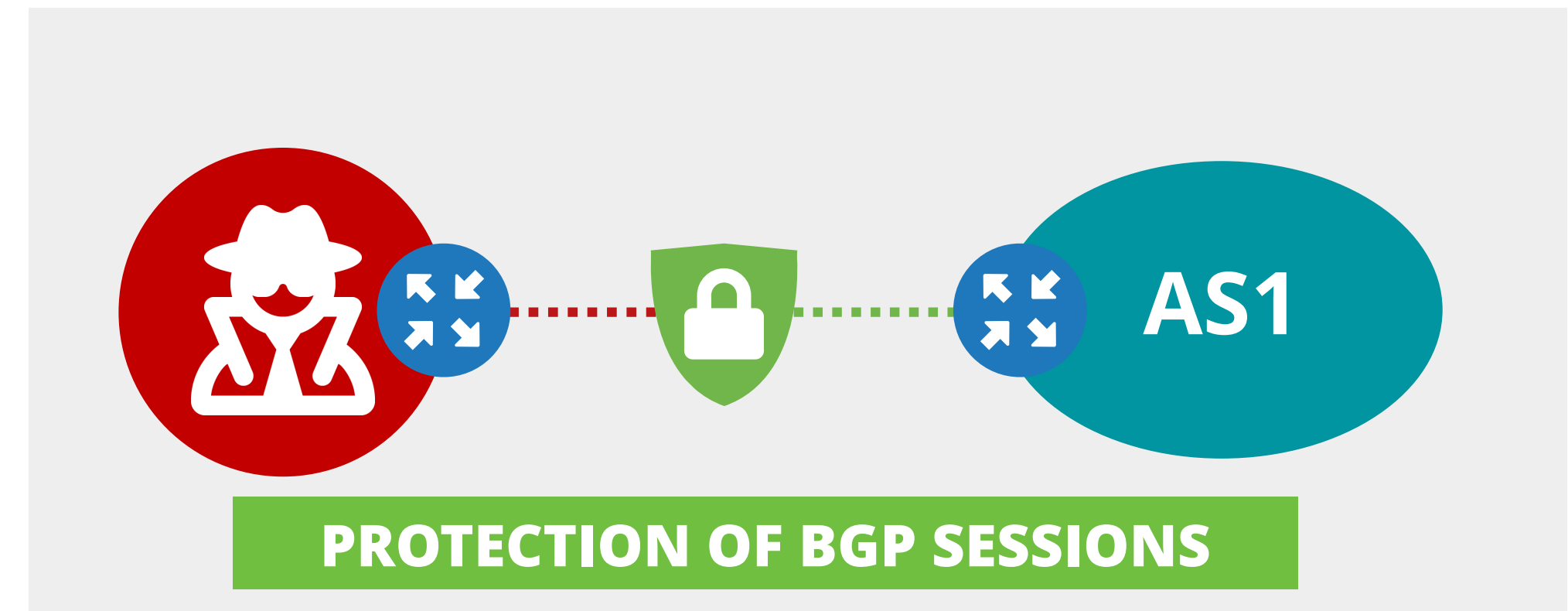
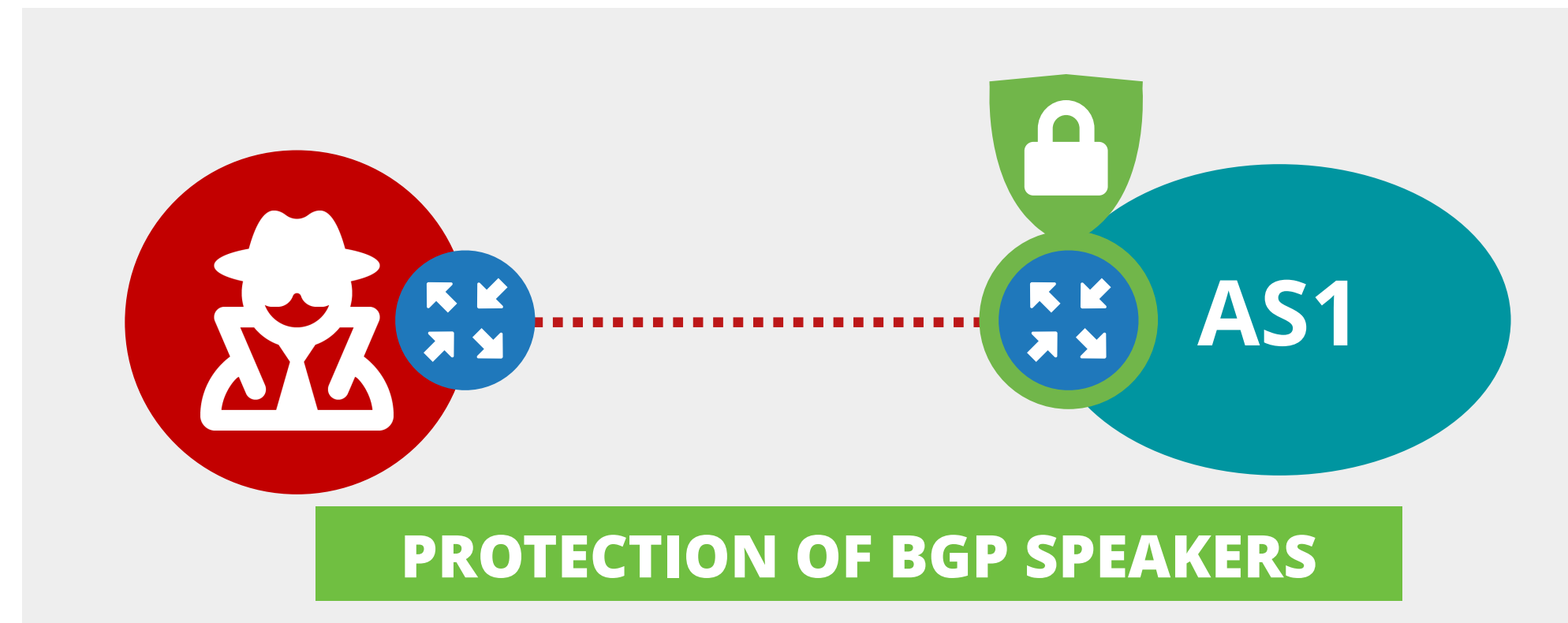
**BGP Security**

<https://academy.ripe.net/bgp-security/>

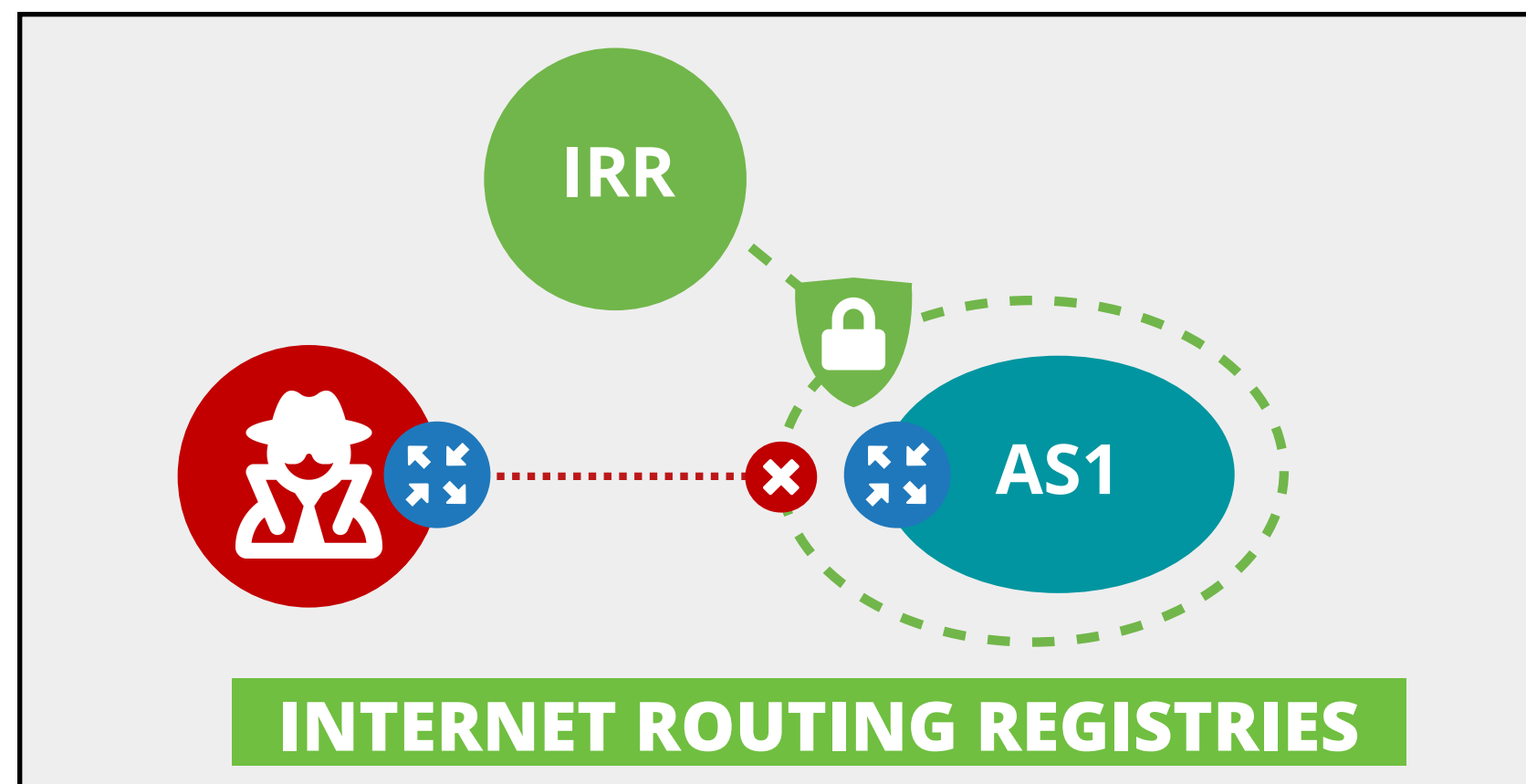
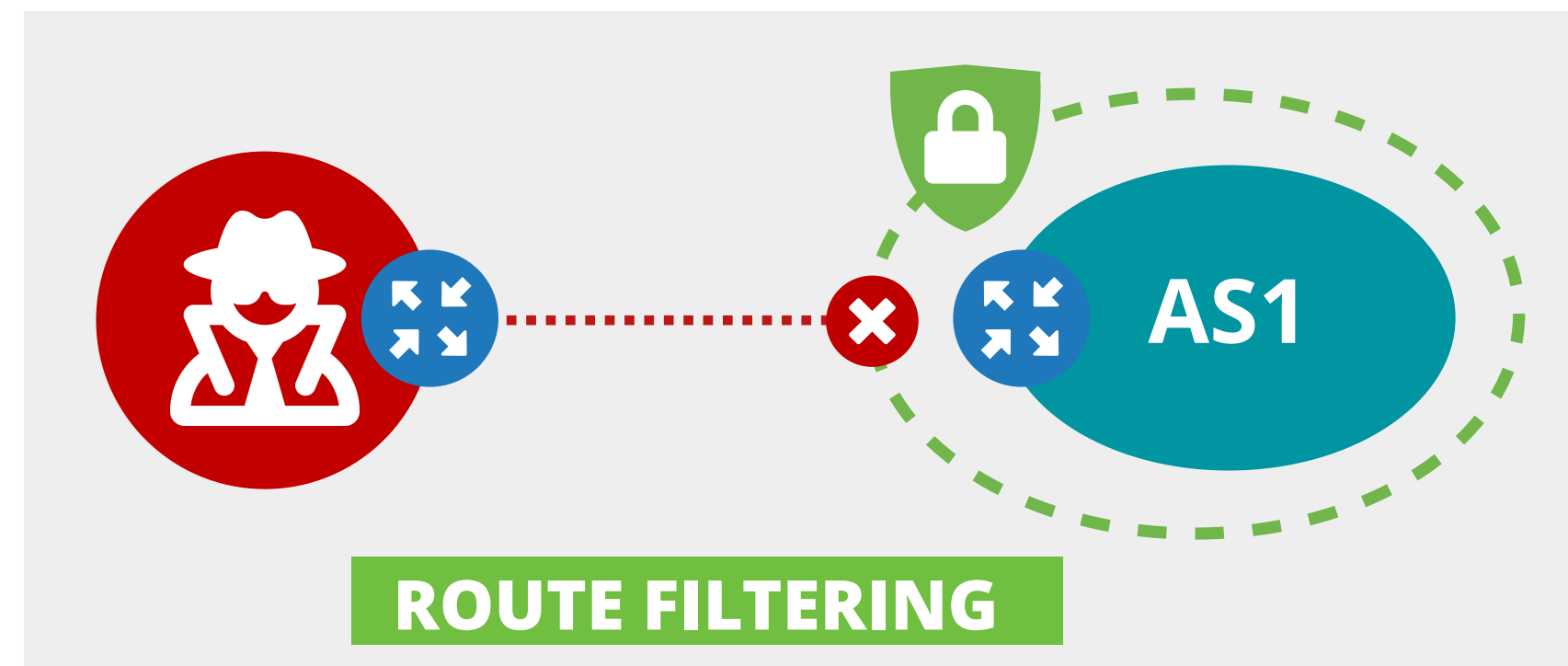
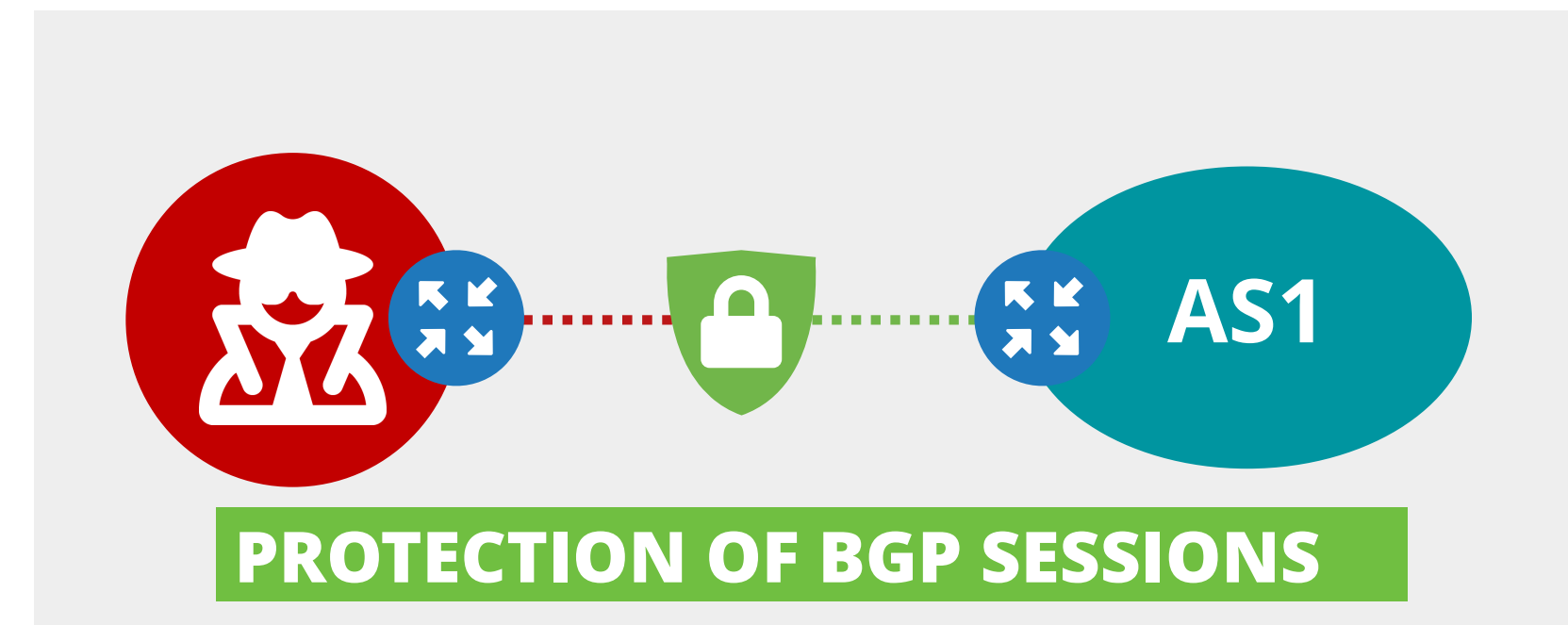
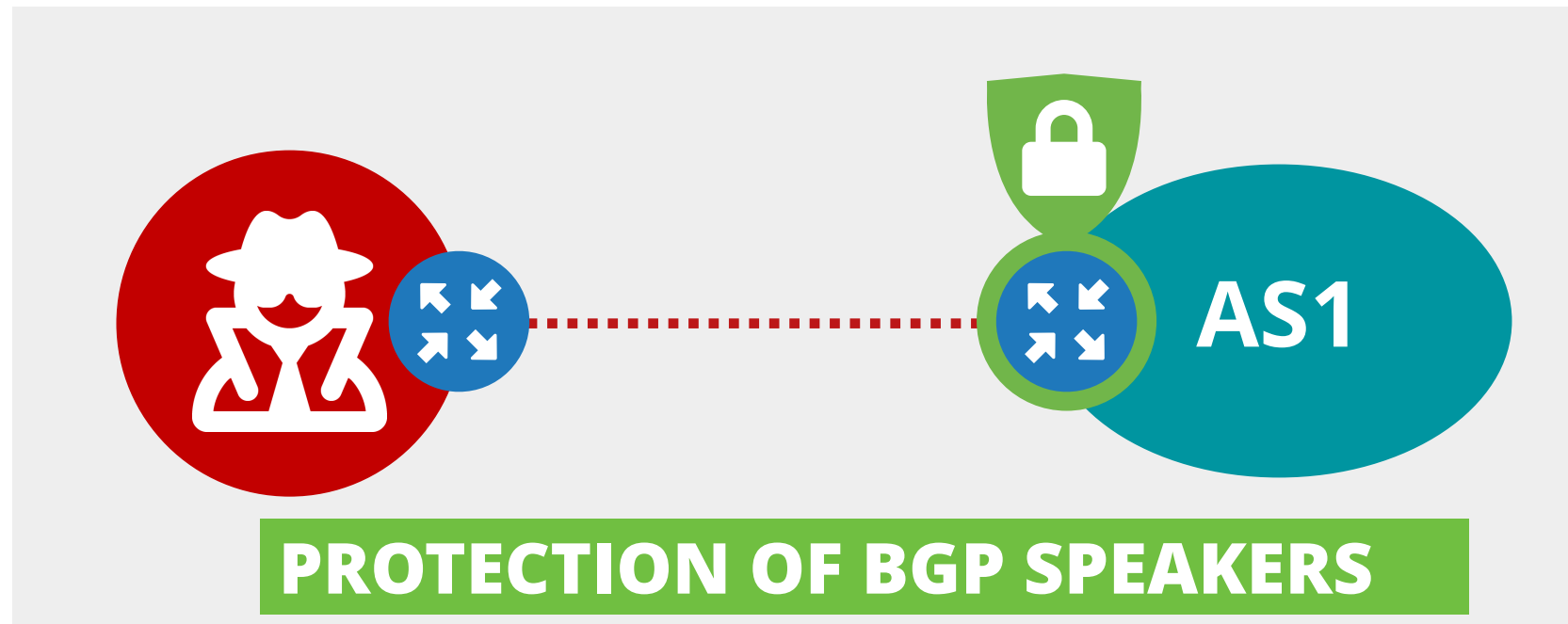
# BGP Security Measures



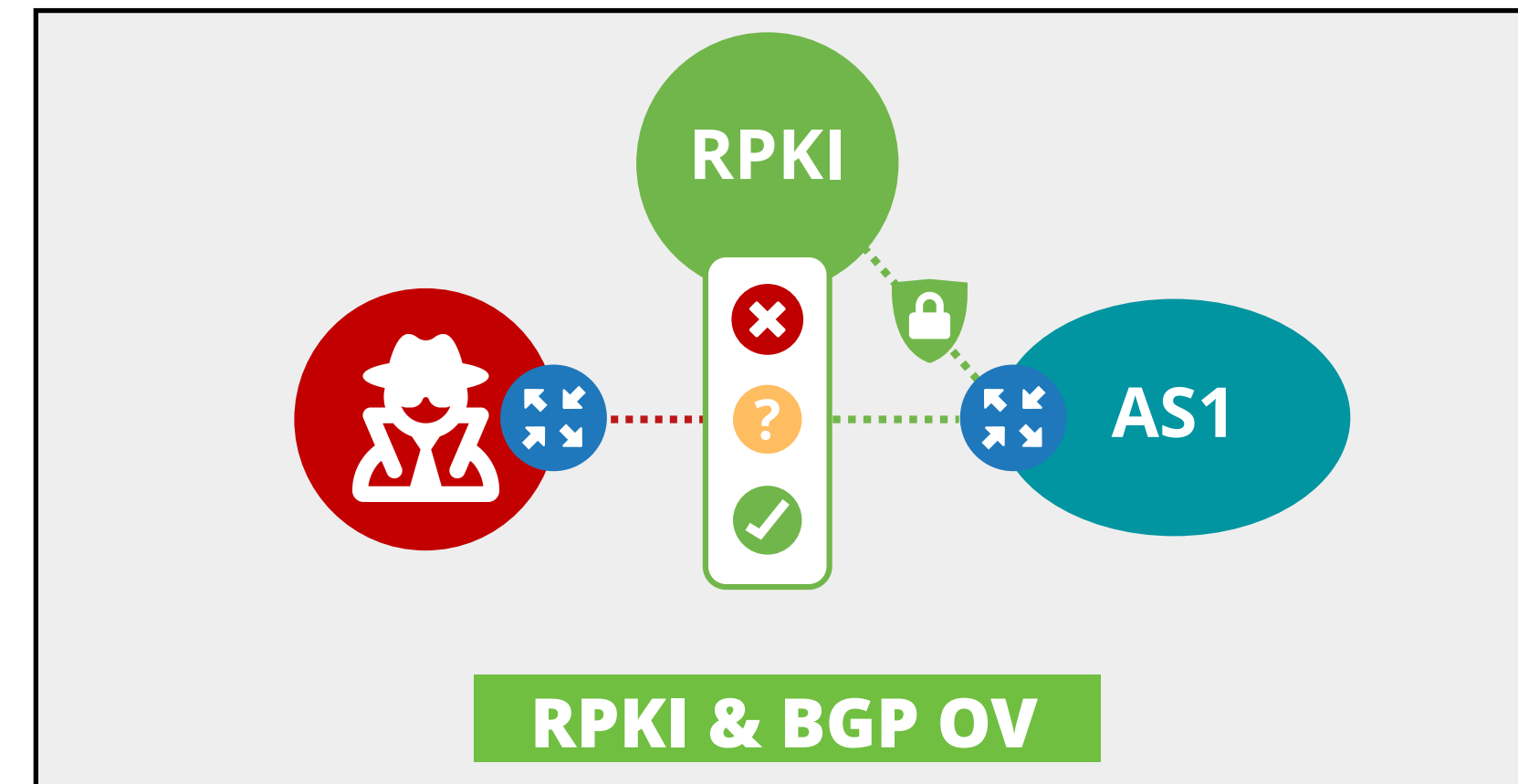
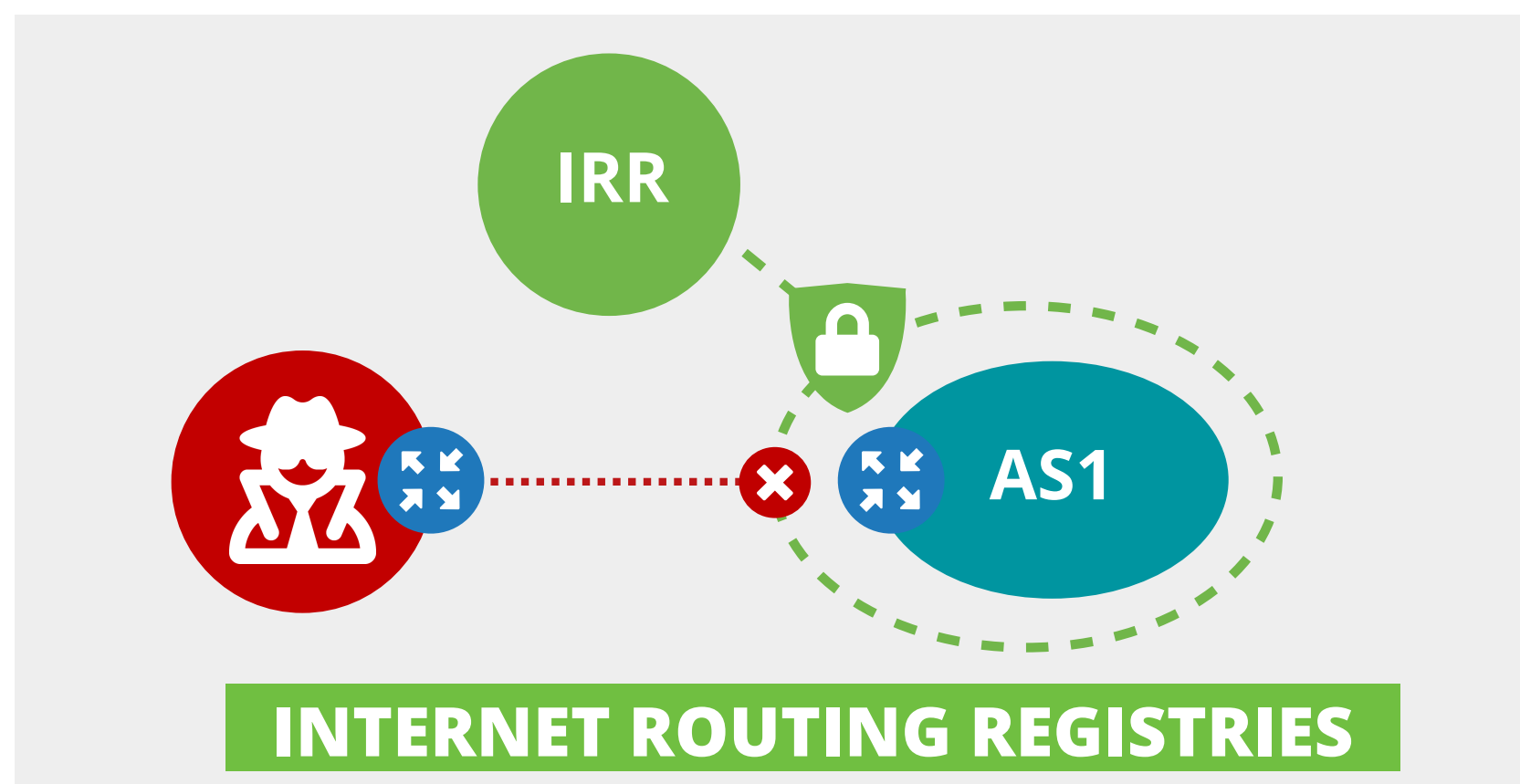
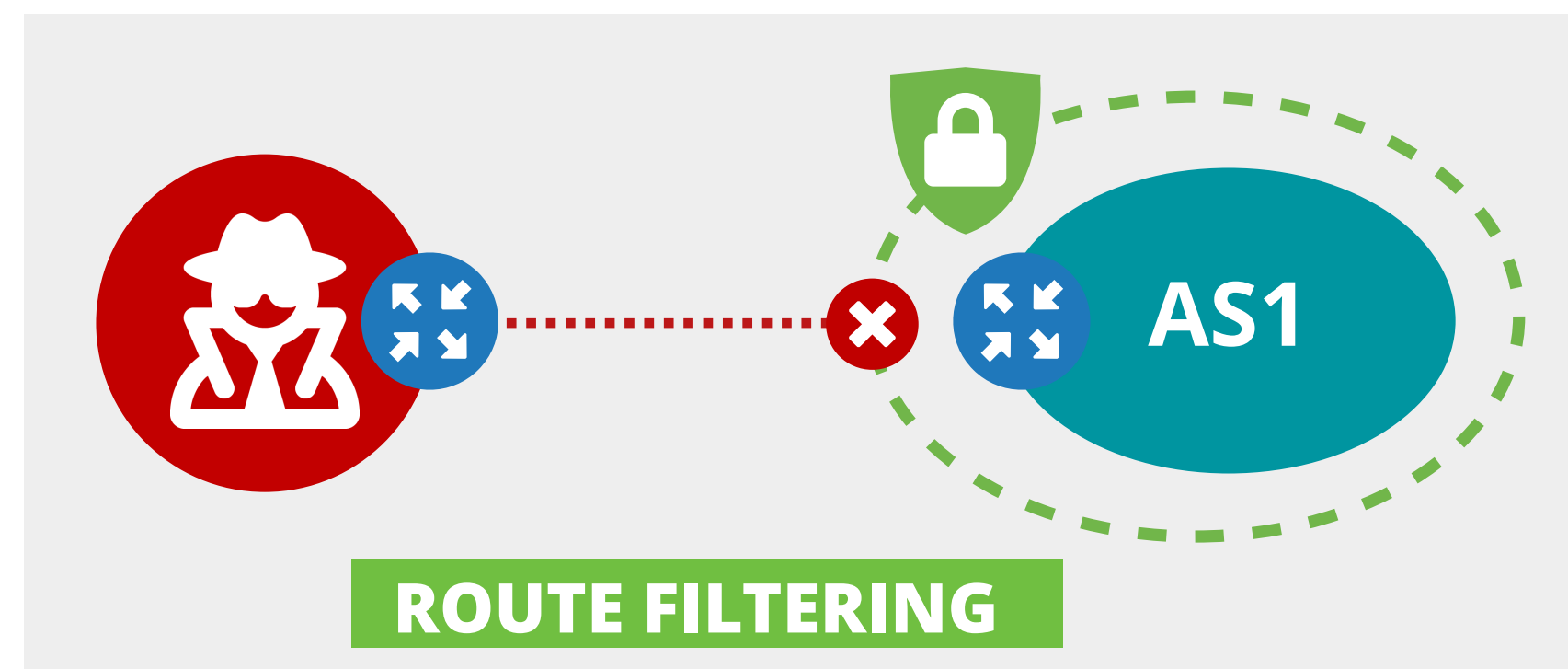
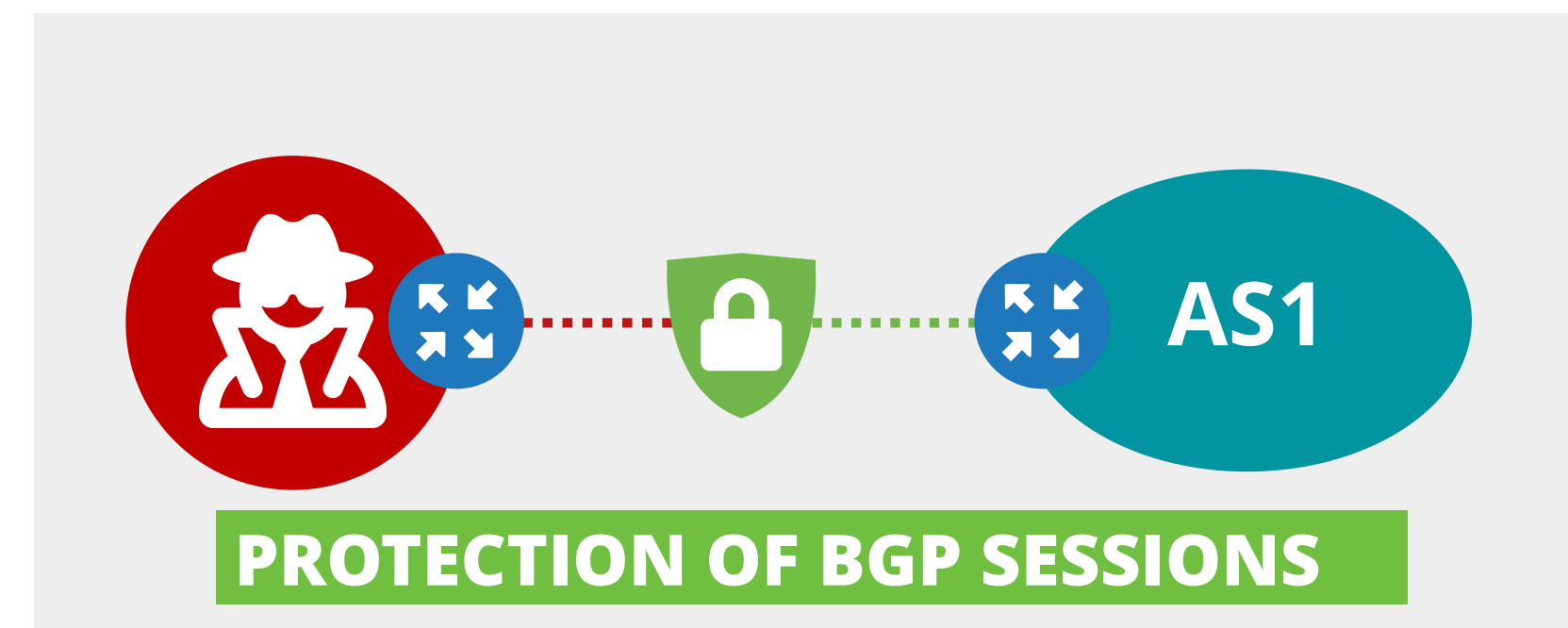
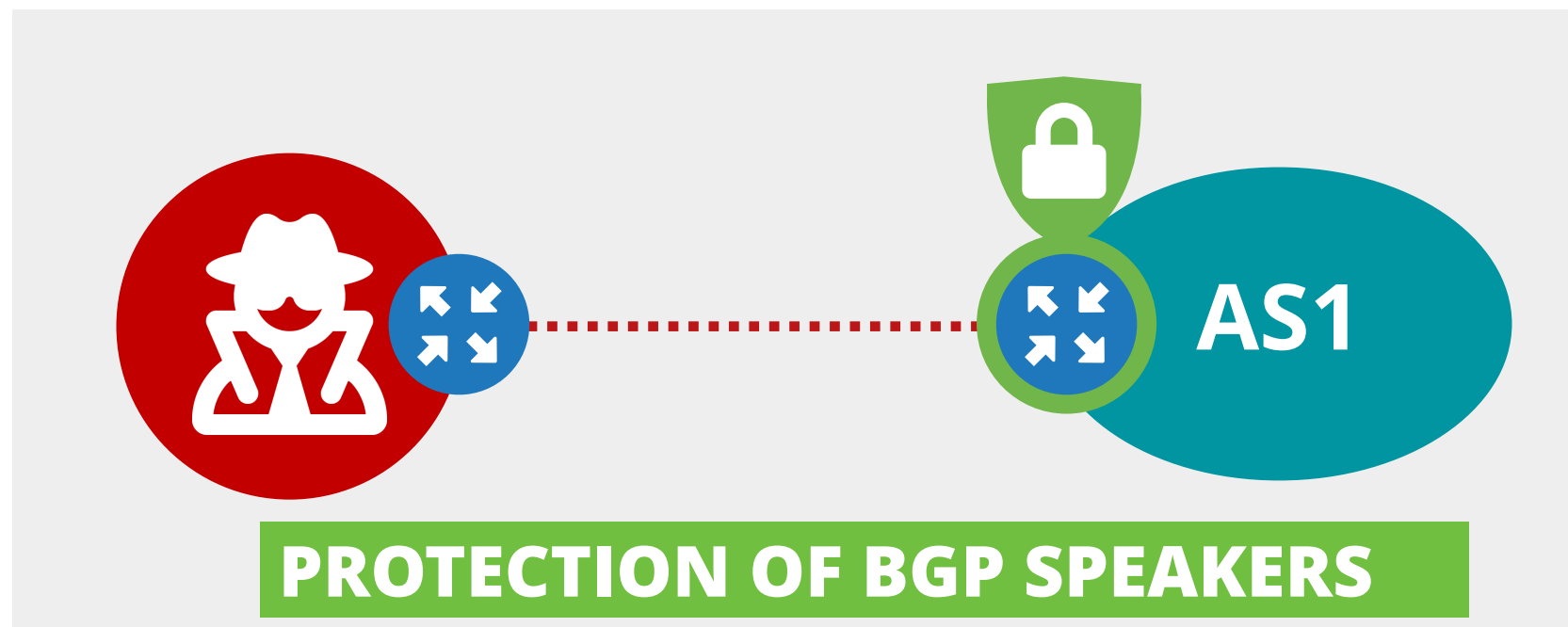
# BGP Security Measures



# BGP Security Measures



# BGP Security Measures





# **Protection of BGP Sessions**

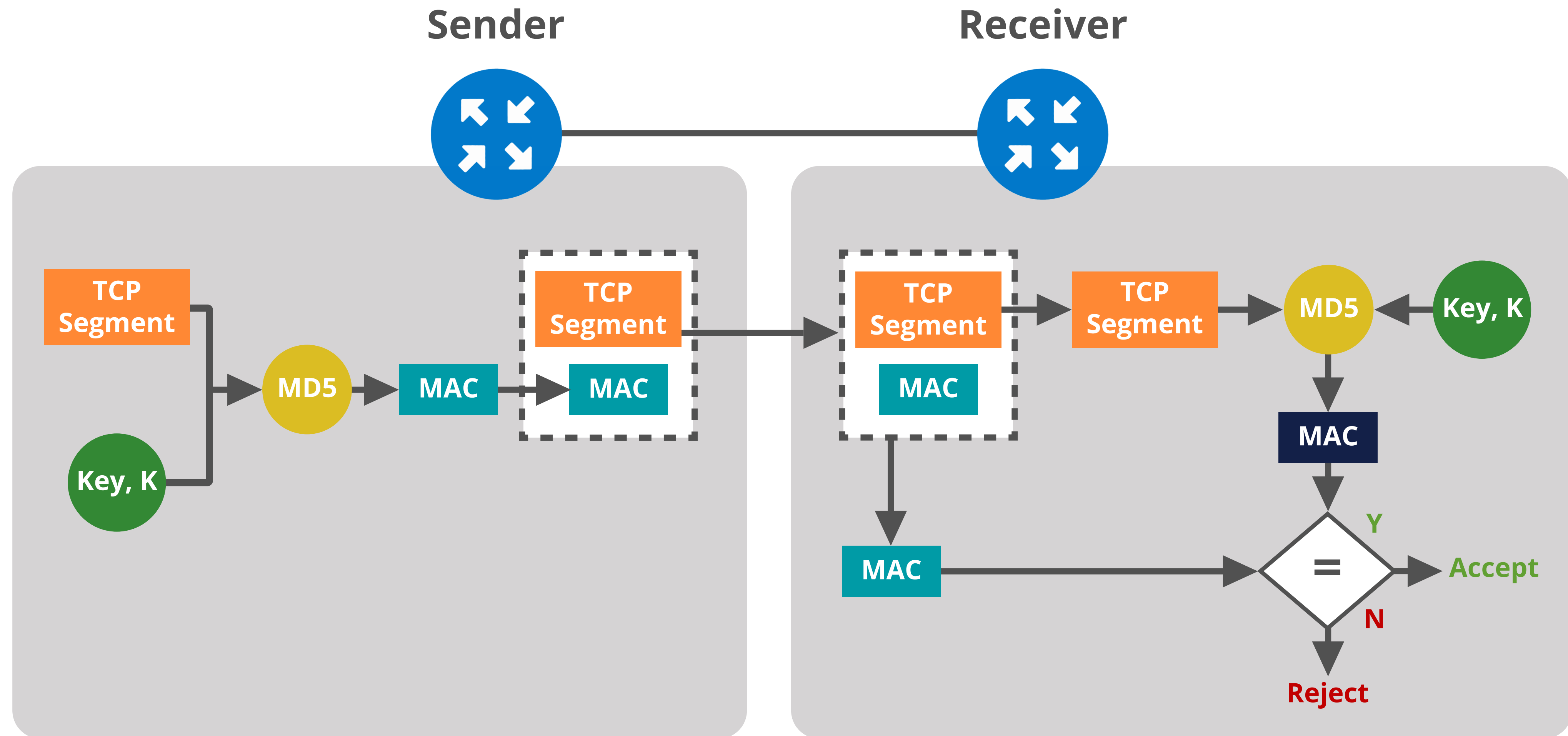
## Section 3.2



# BGP Session Protection

- BGP sessions are subject to TCP/IP vulnerabilities
  - IP Spoofing, TCP session hijacking, SYN flooding
- Attacks against message integrity and confidentiality are possible
  - Man-in-the-middle and replay attacks
- We will see three solutions:
  - **TCP MD5** and **TCP-AO**, to protect the BGP TCP session
  - BGP **TTL Security** (GTSM - Generalised TTL Security Mechanism)

# TCP MD5





# Limitations of TCP MD5

- Not a strong authentication mechanism
  - Supports only the MD5 algorithm
- Doesn't allow dynamic key rollover
  - Changing pre-shared keys requires TCP session reset
  - Problem for long-lived sessions


**MD5 has been deprecated, and TCP-AO is recommended.**





# TCP-AO

- **Enhances** security and authenticity of TCP segments in BGP and LDP sessions
- Supports multiple **stronger** authentication algorithms
  - HMAC-SHA-1-96 and AES-128-CMAC-96
- **Better** key management and agility
  - Change keys without resetting TCP session
- Protects long-lived TCP sessions against replay attacks



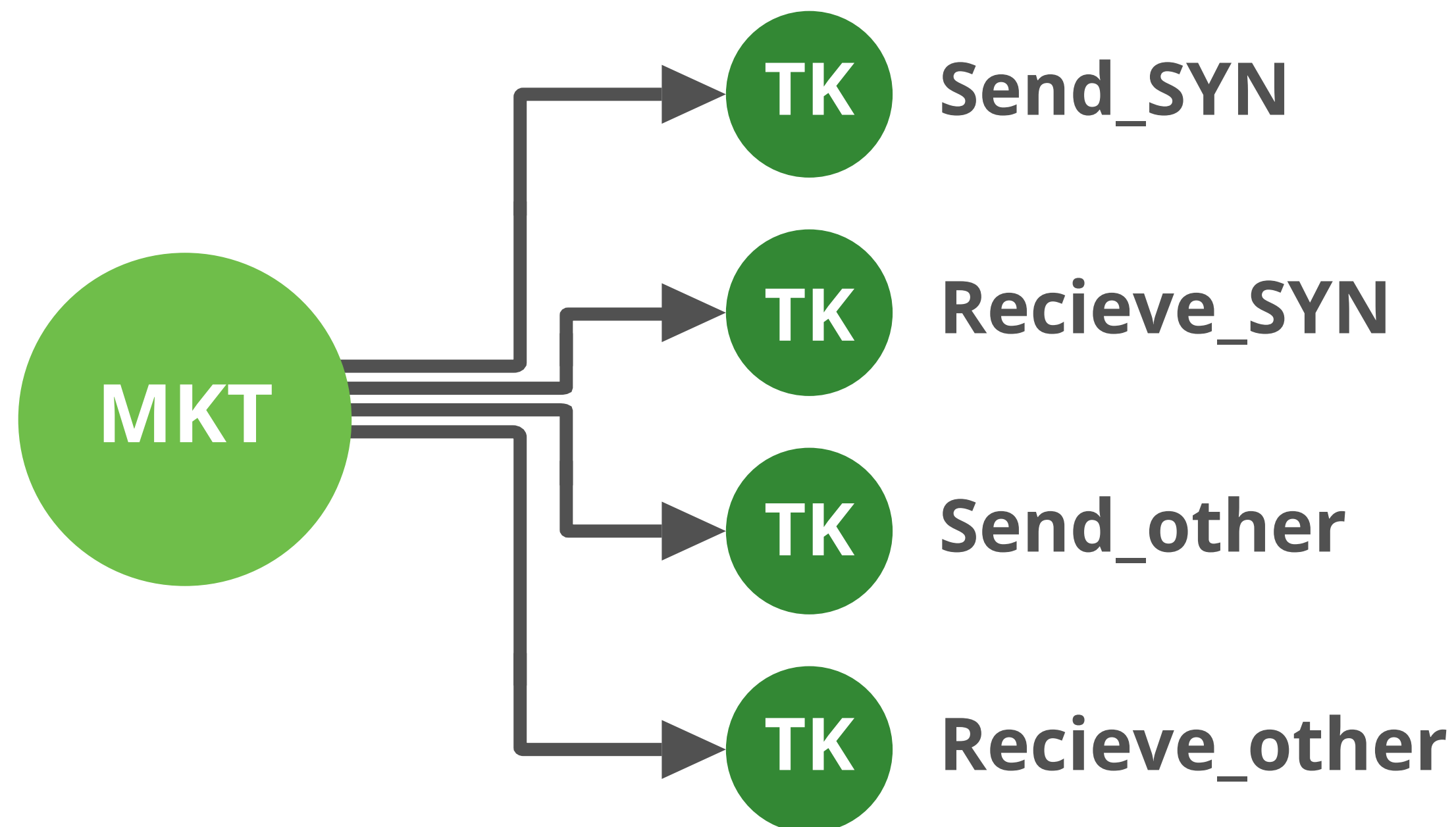
**RFC 5925 - "The TCP Authentication Option"**

**RFC 5926 - "Cryptographic Algorithms for the TCP-AO"**

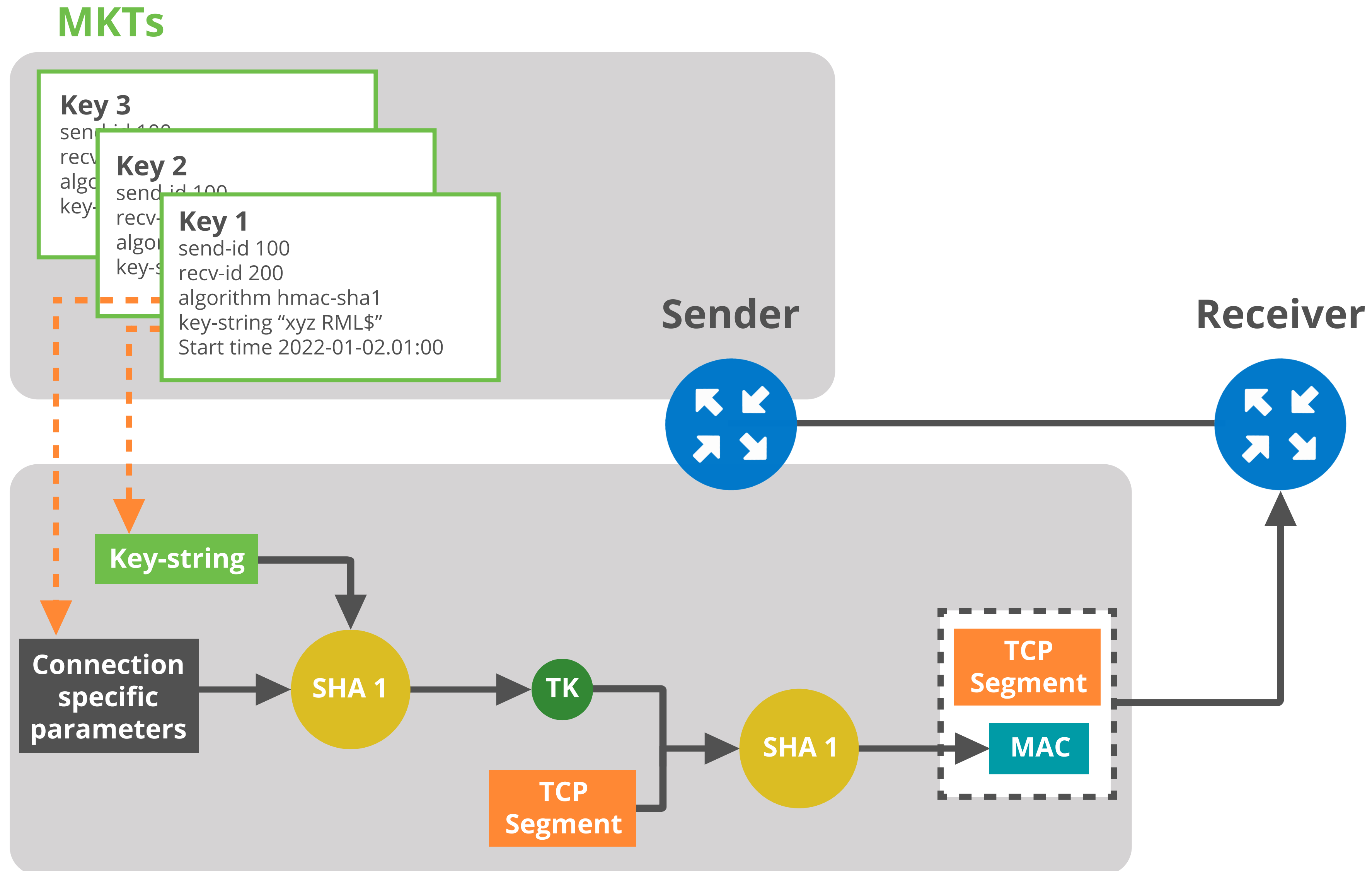


# TCP-AO

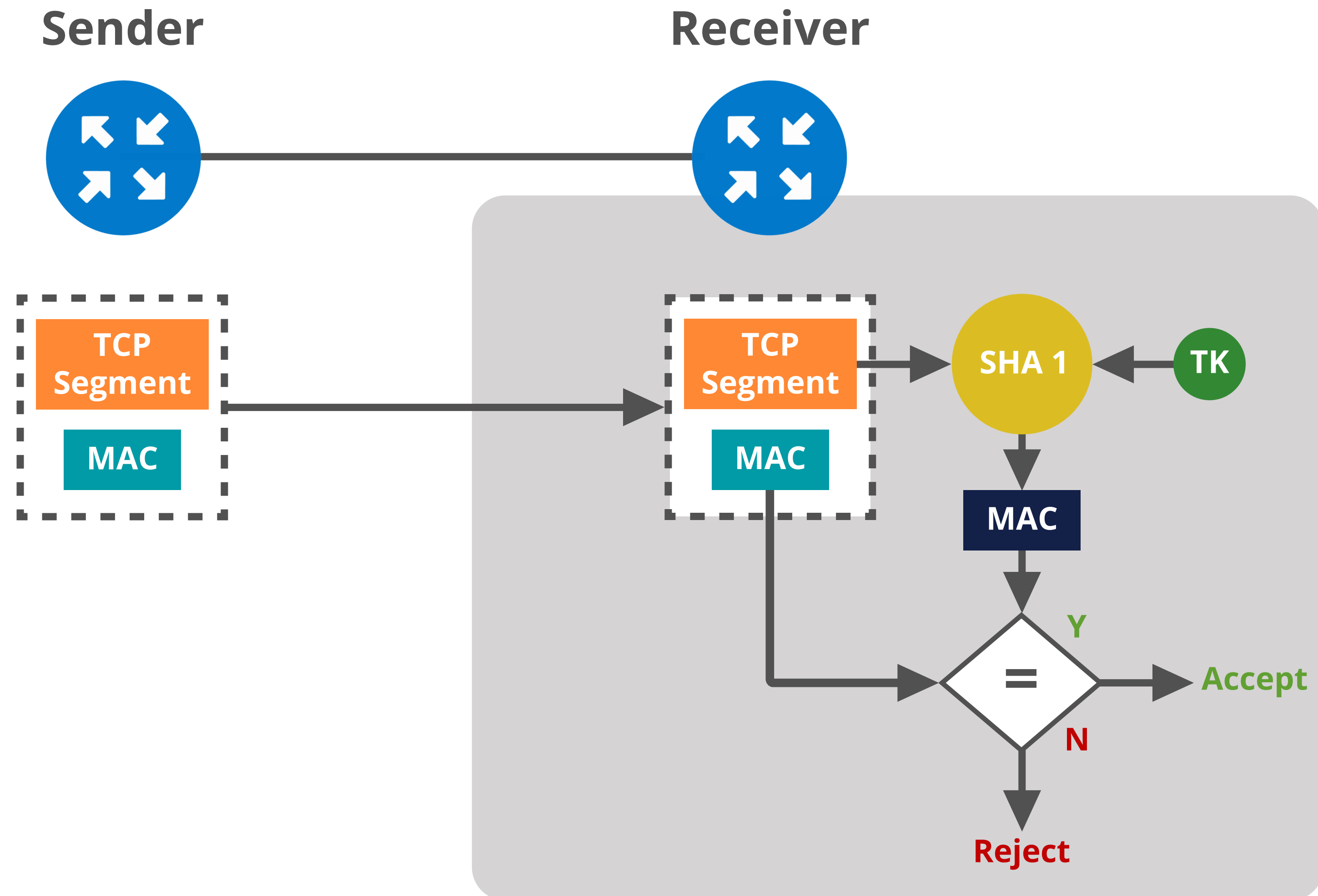
- Two sets of keys to authenticate incoming and outgoing segments:
  - **Master Key Tuples (MKTs)** (key-chain) and **Traffic keys**
- Four traffic keys are derived from each **MKT**



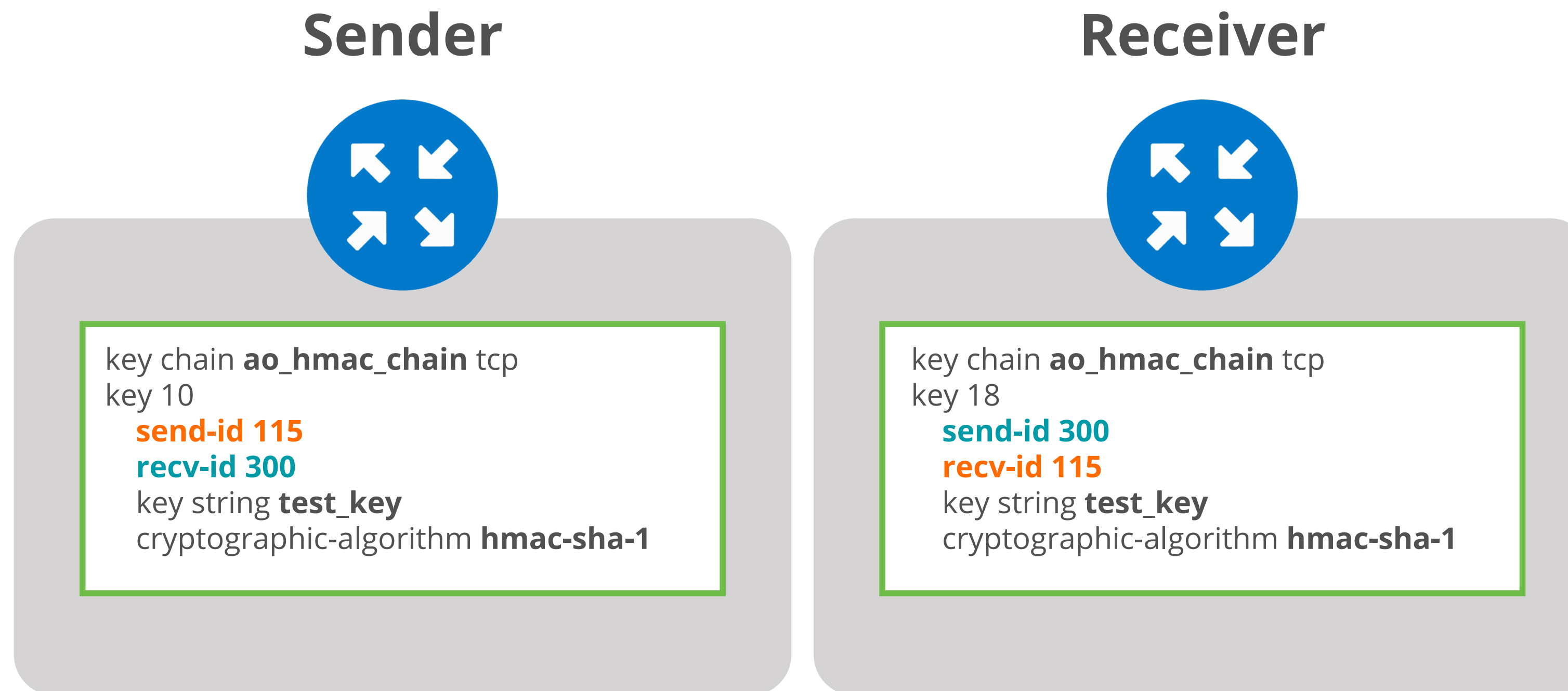
# How Does it Work?



# How Does it Work?



# TCP AO Configuration



- The **master-keys/key chains** must be **identical** on both BGP peers
- Send and receive **IDs must match**
- Make sure the **same MAC algorithm** is used on both sides



# TCP AO Configuration



- Last step is to apply it to BGP neighbour

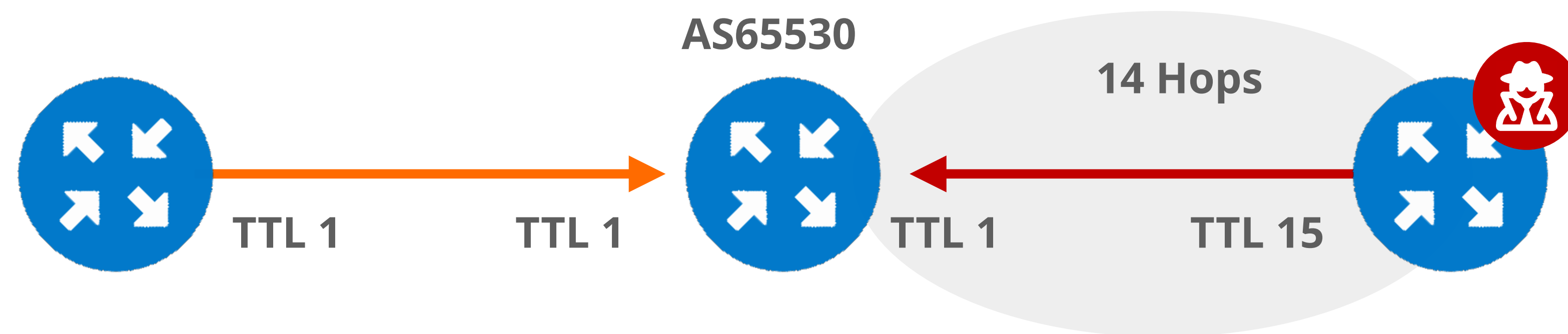
```
(config)# router bgp 65530
(config-keychain-tcp)# neighbour <peer-IPv4/IPv6-address> ao <keychain-name>
[include-tcp-options]
```

Configuration examples: <https://github.com/TCP-AO/Configuration-examples>



# GTSM (TTL Security)

- **TTL/Hop limit =1** by default for eBGP sessions
- Remote attacker may adjust TTL and send spoofed packets
  - May execute **CPU utilisation-based attacks** (DoS attacks)



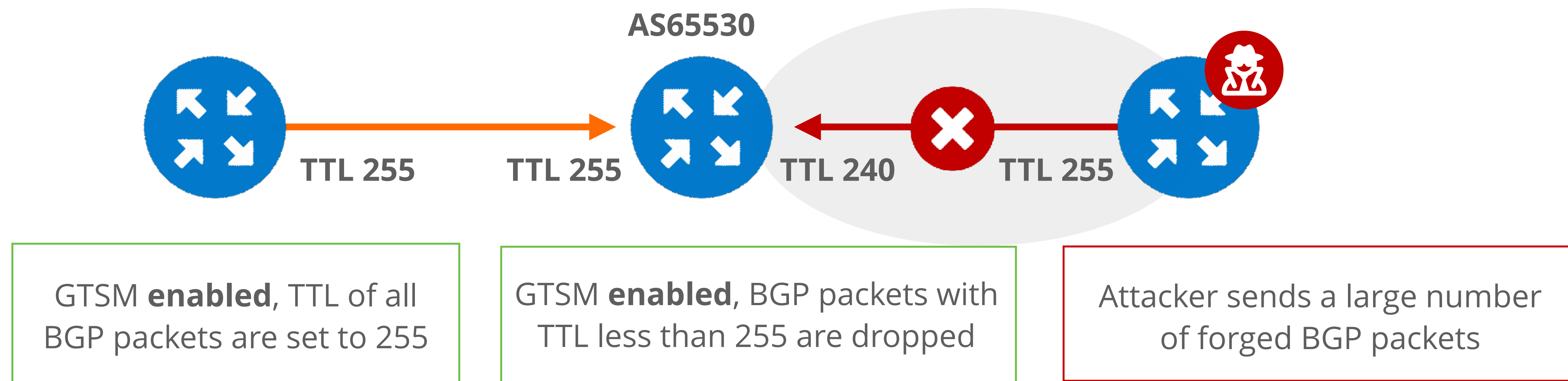
Attacker sends a large number of forged BGP packets





# GTSM (TTL Security)

- Should be implemented on **directly connected eBGP peering**
  - **Send packets with TTL/Hop-limit 255. Discard packets if it is < 255**
  - Configured on both ends of a BGP session
- Could be applied to multi-hop BGP peering, but not so effective





# Questions



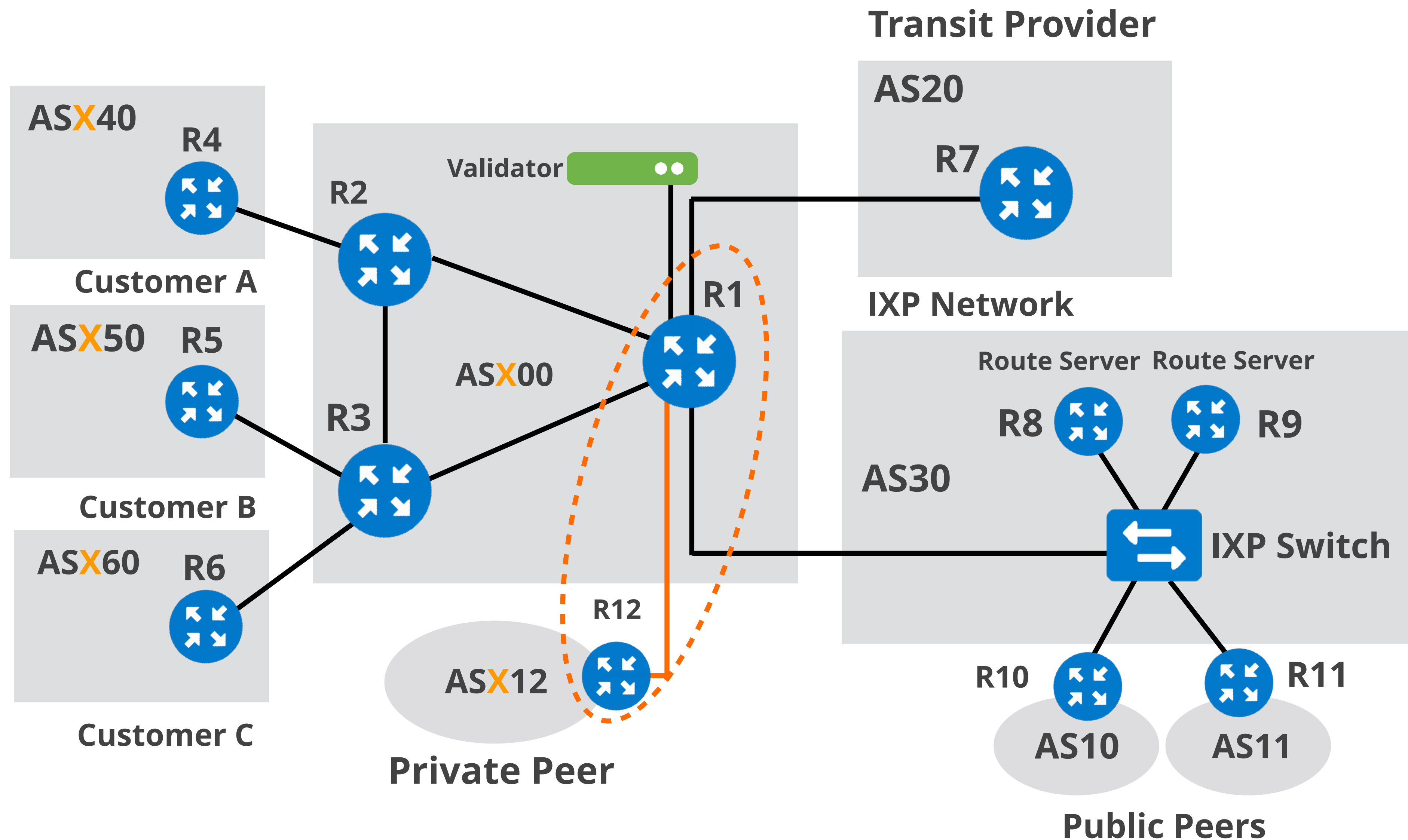


# Lab Activity 1 - Securing BGP Sessions



15 min





Your AS number AS X00

Your IPv6 allocation 2001:db8:X00::/48



# Lab Activity 1 - Securing BGP Sessions

- **Description:** Implement two techniques to protect BGP sessions
- **Goal:**
  - Choose suitable and available security measures related to BGP sessions
- **Time:** 15 minutes
- **Tasks:**
  - 1.1 Configure MD5 authentication between two BGP routers
  - 1.2 Configure GTSM (TTL Security) in addition to MD5



# Lab Activity 1 - Securing BGP Sessions

- What have you learned?
  - You have to check which features are available
  - You can combine protection techniques





# Implementing Route Filtering

Section 3.3

# Route Leaks



**“The propagation of BGP announcements beyond their intended scope” [RFC7908]**

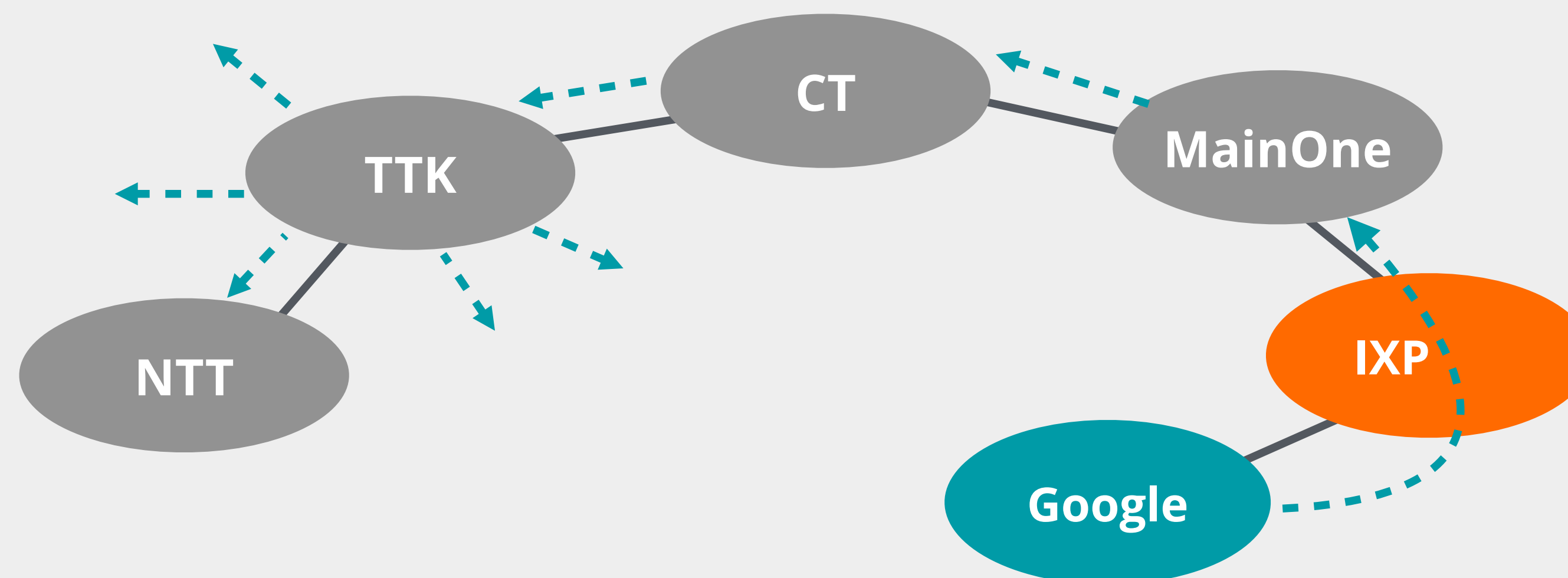
- Illegitimate propagation of legitimate prefixes (not bogus routes)
- Result from **human errors or misconfigurations**
  - And/or improper or missing BGP route filters between BGP peers
- Leads to incorrect or suboptimal routing





# Google Prefix leak - November 2018

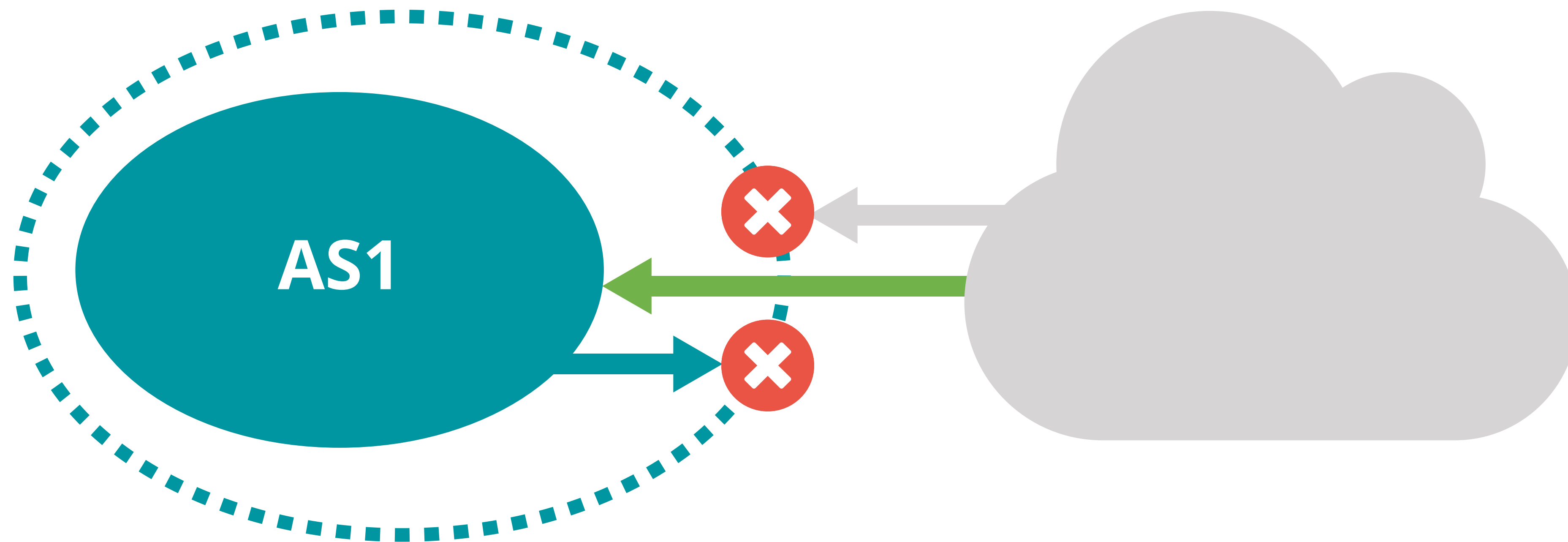
- What happened?
- MainOne leaked Google routes to CT and CT leaked them to other transits
  - Google services (G Suite and Google Search) affected by the leak
- Why?
  - Due to misconfigured filters



# How to Prevent Route Leaks?



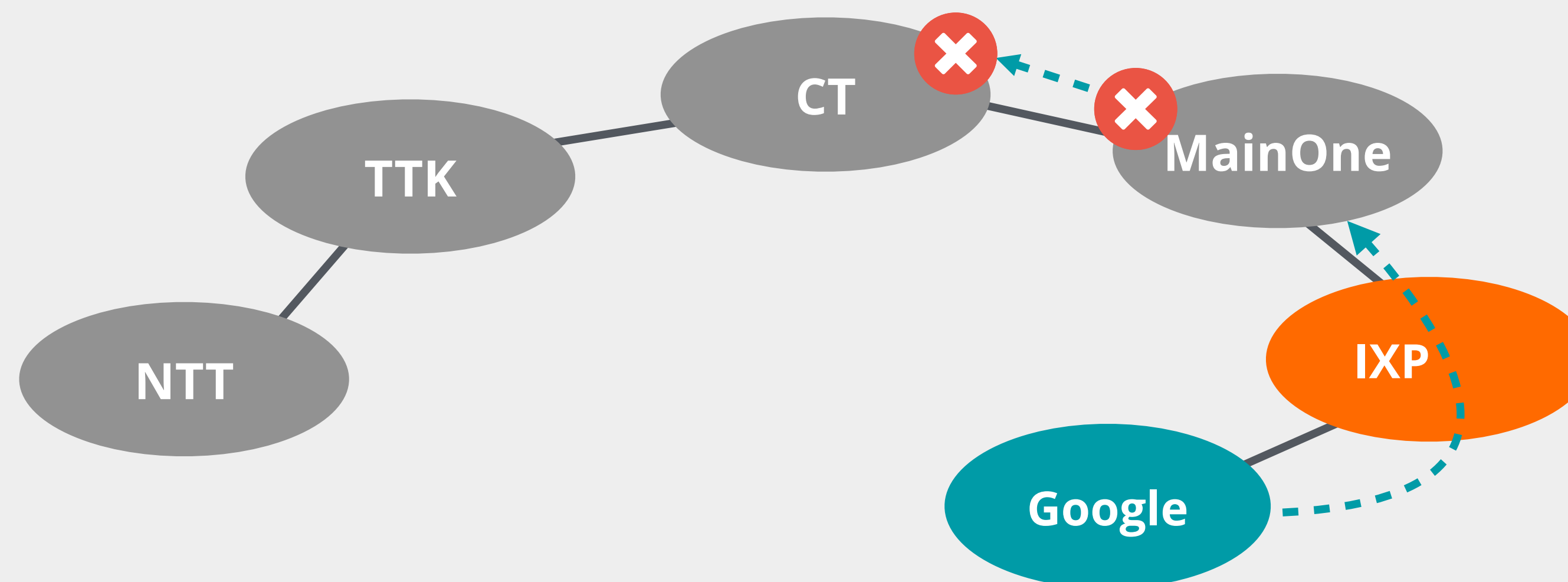
Route filtering is the most powerful mechanism!





# Google Prefix leak - November 2018

- What's different with proper filters?
  - Google's prefix wouldn't reach CT
  - Proper outbound filters in MainOne, and/or
  - Proper inbound filters in CT





# What is BGP route filtering?

- The most basic **protection** mechanism against malicious or accidental BGP incidents:
  - Prevents **route leaks**
  - Mitigates the impact of **BGP hijacks**
- Technique used to control prefixes on the BGP peering
  - Which prefixes will you **advertise** to your peers?
  - Which prefixes will you **accept** into your network?

**Essential for routing security!**





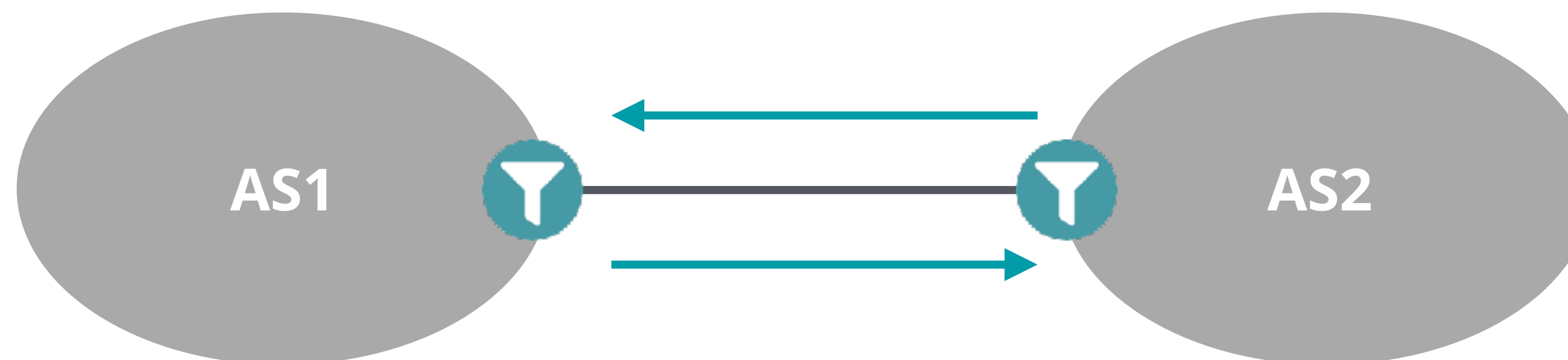
# Other Reasons for Filtering

- **Business relationships**
  - Customer-provider, peer-peer
- **Technical reasons**
  - Reduce memory utilisation, scalability
- **Traffic engineering**
  - Manipulate traffic flows and influence best path selection



# BGP Filters (BGP Policies)

- Used to filter prefixes exchanged between BGP peers
- Describe BGP peers and routing relationships with them
- Filters can match on
  - IP prefixes
  - AS paths
  - Or any other BGP attributes (e.g. MED, BGP communities, etc)





# BGP Filters (BGP Policies)

- **Inbound policy:**
  - For **incoming** (received) routes
  - Detects configuration mistakes and attacks
- **Outbound policy:**
  - For **outgoing** (advertised) routes
  - Limits propagation of routing information



**BGP policies **should** be applied on each eBGP peer on ingress and egress!**



# Filtering Principles

- Filter **as close to the edge** as possible
- Filter **as precisely** as possible
- Two filtering approaches:
  - **Explicit Permit** (permit then deny any)
  - **Explicit Deny** (deny then permit any)

**BGP filters**



**Prefix list**

**AS Path Filter**





# Prefix List

- Lists of routes you want to **accept** or **announce**
- You can create them **manually** or **automatically** with data from IRRs
- It can be done using scripts or tools:
  - Filtergen (Level3)
  - bgpq4
  - IRRToolSet
  - IRR Power Tools

**Easy to use, but not highly scalable**



# Which Routes Should be Filtered?

- Special-purpose prefixes (IPv4/IPv6) (Martians)
- Unallocated prefixes
- Routes that are too specific
- Prefixes belonging to the local AS
- IXP LAN prefixes
- The default route (0.0.0.0/0, ::/0)


**RFC 7454 - "BGP Operations and Security"**

**- lists the prefixes to be filtered -**



# Special-purpose Prefixes

- Also known as **Martians**
  - RFC 1918 Private addresses
  - Reserved space (documentation, multicast, etc.)
- Not globally routable
  - Should be **discarded** on Internet BGP peering

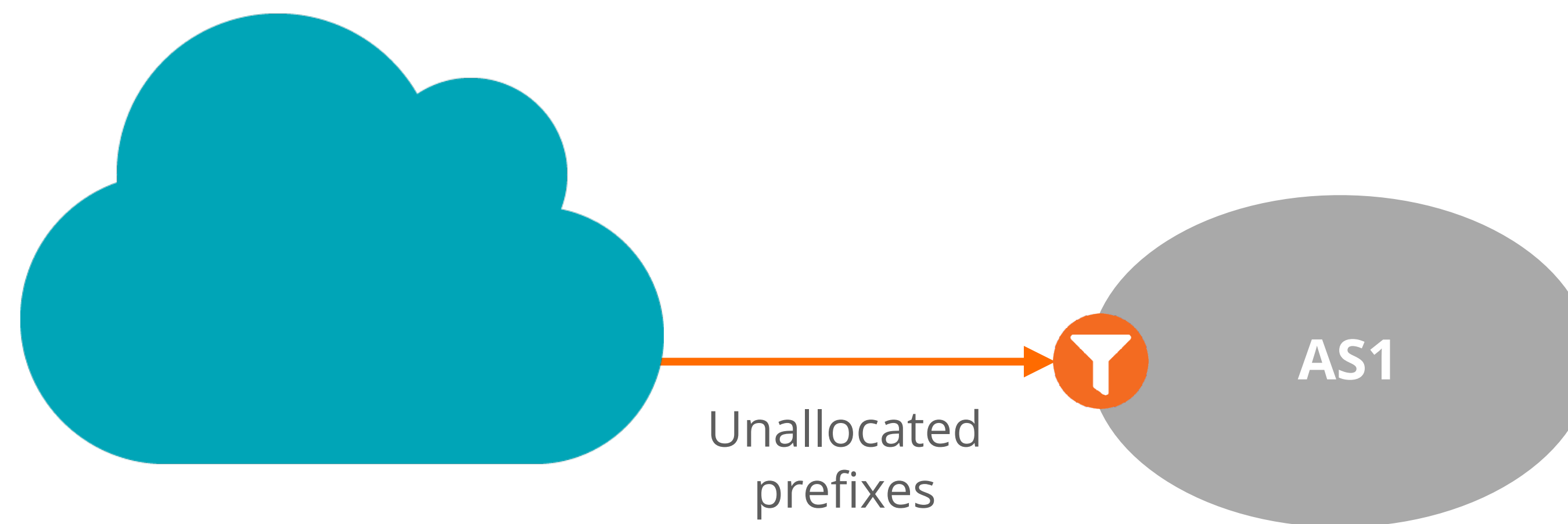


<http://www.iana.org/assignments/iana-ipv4-special-registry>  
<http://www.iana.org/assignments/iana-ipv6-special-registry>



# Unallocated Prefixes

- **All unallocated prefixes should be filtered**
  - Prefixes not yet allocated by IANA to RIRs (only for IPv6)
  - Prefixes allocated to an RIR but have not yet been distributed by an RIR to LIRs/End-users
- Filtering unallocated prefixes requires regular update





# Longest Accepted Prefixes

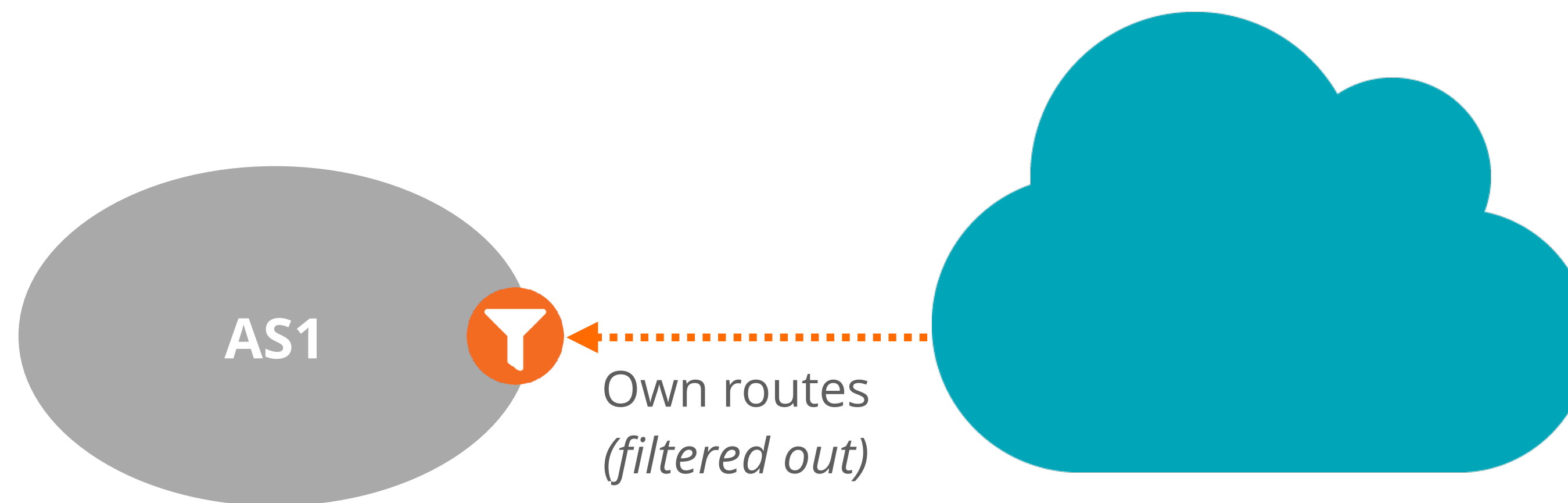
- **Smaller prefixes should not be a part of global routing!**
  - /24 for IPv4 (*RIPE-399*)
  - /48 for IPv6 (*RIPE-532*)
- Those prefixes are generally neither announced nor accepted on the Internet

```
ip prefix-list SMALL-V4 permit 0.0.0.0/0 le 24  
ipv6 prefix-list SMALL-V6 permit 2000::/3 le 48
```



# Prefixes Belonging to the Local AS

- You should **filter your own prefixes** on all BGP peering
  - Prevents local traffic from leaking over an external peering
- Such filters can also be configured for downstream customers' prefixes
- In case of multi-homed customer, be careful not to break redundancy mechanism





# IXP LAN Prefixes

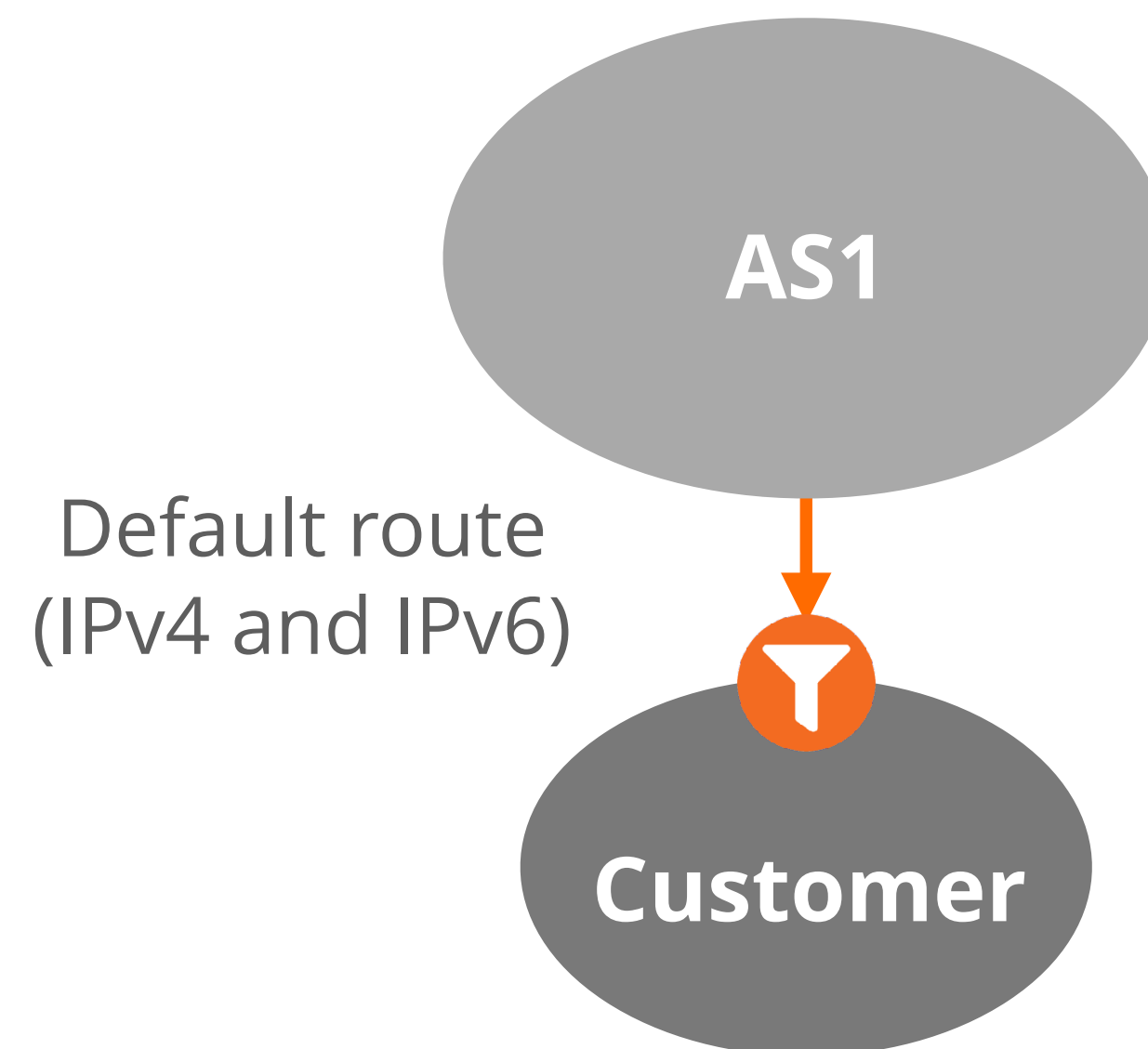
- IXP should originate its LAN prefix
  - Advertise it from its route server to all IXP members
- **Do not accept IXP LAN prefix from any of your eBGP peers!**
  - It may create a blackhole for connectivity to IXP LAN
- IXP prefix announcement should pass IRR-generated filters





# Default Route

- **0.0.0.0/0** (IPv4) and **::/0** (IPv6)
- Advertised or accepted only in specific customer-provider peering relationships
  - E.g. customer with stub network
- Should be **rejected** unless a special peering agreement is in place

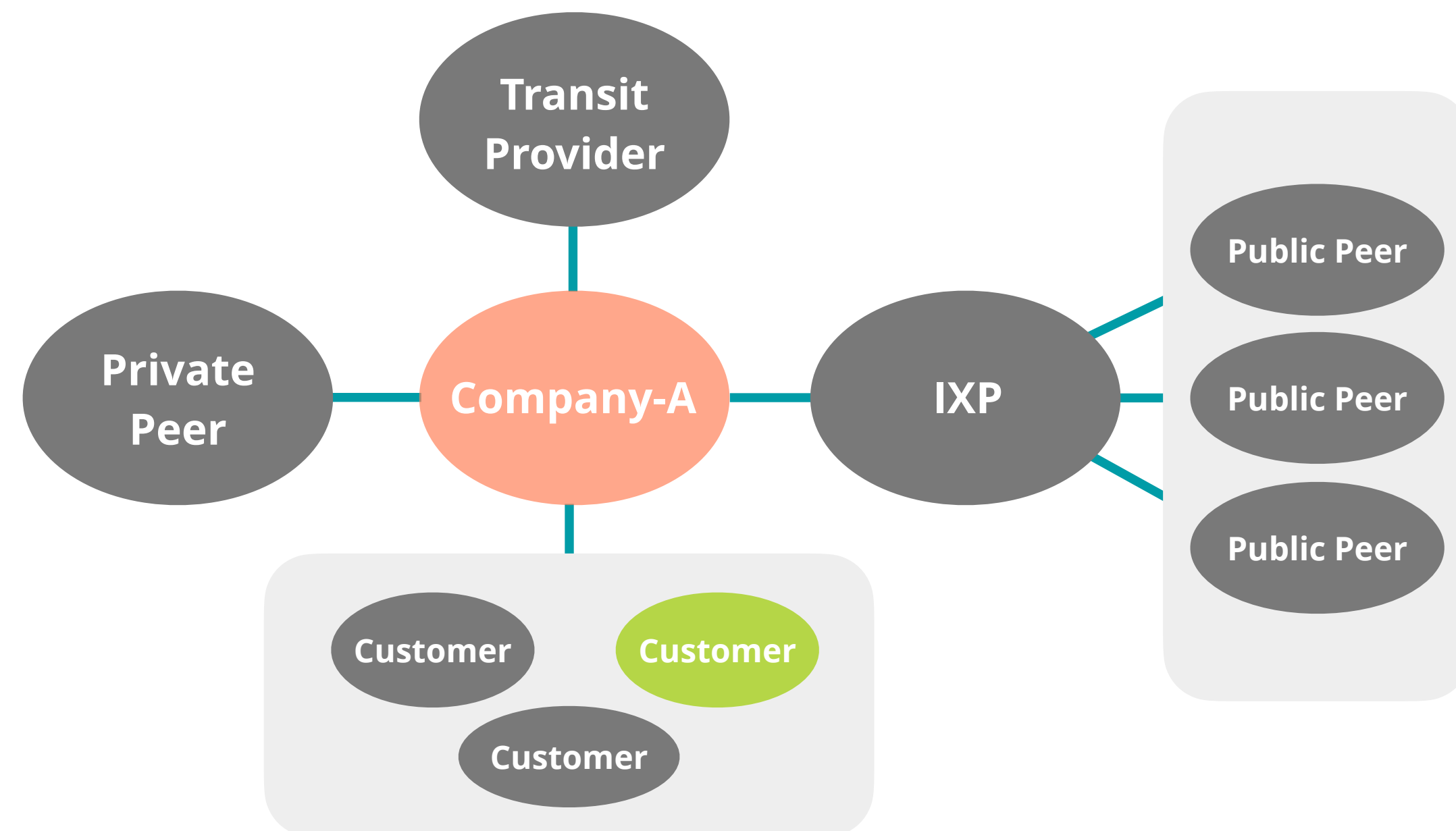






# Prefix Filtering Recommendations

- In **full routing networks**, some policies should be applied
  - On each BGP peer
  - For both **received** and **advertised** routes (inbound and outbound)
- Recommendations vary based on type of BGP peering relationships
  - Public and Private Peering
  - Transit Provider (Upstream)
  - Customer



# Prefix Filtering Recommendations



	With Public/Private Peers		With Transit Provider		With Customers		Leaf Customer Network	
	Inbound	Outbound	Inbound	Outbound	Inbound	Outbound	Inbound	Outbound
	<b>Strict:</b> Allow only IRR declared <b>Loose:</b> see below	Allow only own & customer's prefixes. Additionally: see below	Allow default only, or for Full routing table (FRT): see below	Allow only own & customer's prefixes. Additionally: see below	If known, allow only customer's prefixes. If not: see below	Allow default only, or for Full routing table (FRT): see below	Depends on agreement with upstream. If <b>default</b> only allow that. If <b>FRT</b> : see below	Only announce your own prefixes. Also filter:
Special Purpose Prefixes	X	X	X	X	X	X	X	X
Prefixes Not Allocated by IANA	X		X		X			
Too Specific Routes	X	X	X	X	X	X	X	X
Prefixes Belonging to the Local AS	X		X		X		X	
IXP LAN Prefixes	X	X	X	X	X			X
Default Route	X	X	Depends on needs / agreement	X	X	Depends on needs / agreement	Depends on needs / agreement	X



# Questions





# Lab Activity 2 - Creating BGP Prefix Filters



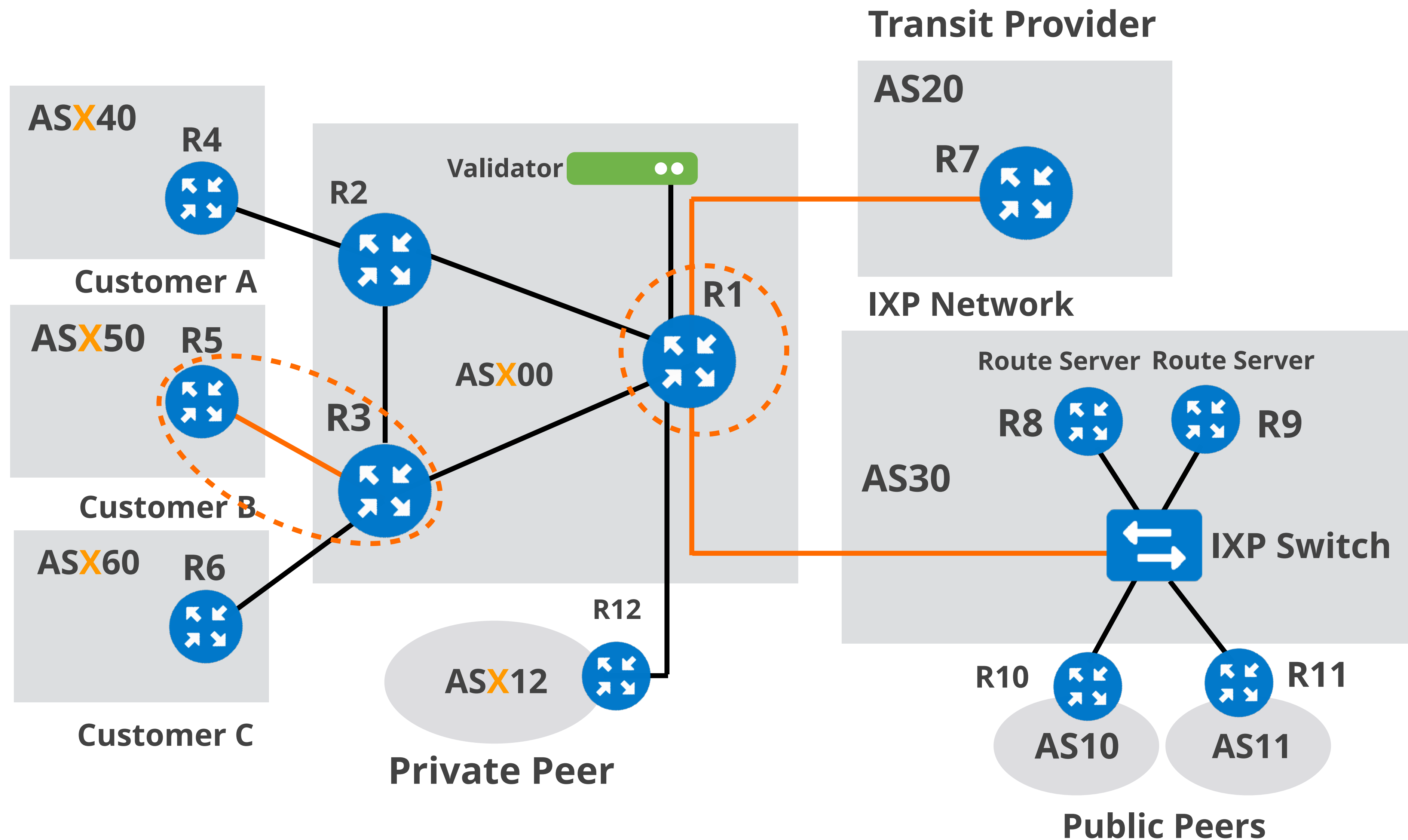
40 min





# Lab Activity 2 - Creating BGP Prefix Filters

- **Description:** Configure BGP prefix filters with different types of peers.
- **Goals:**
  - Define BGP filter recommendations based on the routing relationships
  - Choose the appropriate methods for implementing BGP filters
- **Time:** 40 minutes
- **Tasks:**
  - 2.1 Configure prefix filters with Transit Providers and IXP Peers
  - 2.2 Configure prefix filters with Customers
  - (OPTIONAL) 2.3 Configure filters using communities with a private peer



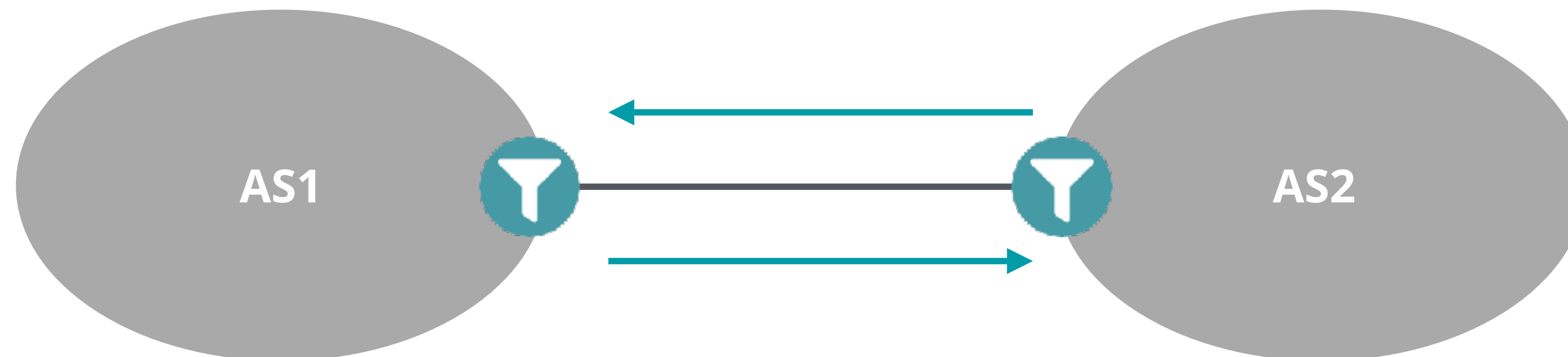
Your AS number AS X00

Your IPv6 allocation 2001:db8:X00::/48



# Lab Activity 2 - Creating BGP Prefix Filters

- What have you learned?
- Filtering rules are different for different types of peering relationships (Customers, Transit Providers, Peers)
- Inbound and outbound filtering rules are different







**After the Prefix Filtering, we continue with more filtering...**





# AS Path Filtering

- Filters routes **based on AS path**
- Permit or deny prefixes from **certain ASes**

```
router bgp 65564
  network 10.0.0.0 mask 255.255.255.0
  neighbor 172.16.1.1 remote-as 65563
  neighbor 172.16.1.1 filter-list 1 out
  neighbor 172.16.1.1 filter-list 2 in

ip as-path access-list 1 permit ^65564$
ip as-path access-list 2 permit ^65563$
```

**Widely used and highly scalable**



# AS Path Filtering Recommendations

- From your customers **accept only**:
  - AS paths containing ASNs belonging to (or authorised to transit through) the customer
- **Do not accept**:
  - Prefixes with private AS numbers in the AS path (unless from customers)
  - Prefixes when the first AS number in the AS path is not the one of the peer's (unless towards a BGP route server)





# AS Path Filtering Recommendations

- Do not advertise:
  - Prefixes with a nonempty AS Path (unless you intend to provide transit for these prefixes)
  - Prefixes with upstream AS numbers in the AS Path to your peers (unless you intend to provide transit)
  - Private AS Paths ( unless there is a special “private” arrangement with your peers)
- **Do not override BGP’s default behaviour**
  - Do not accept your own AS in the AS-path

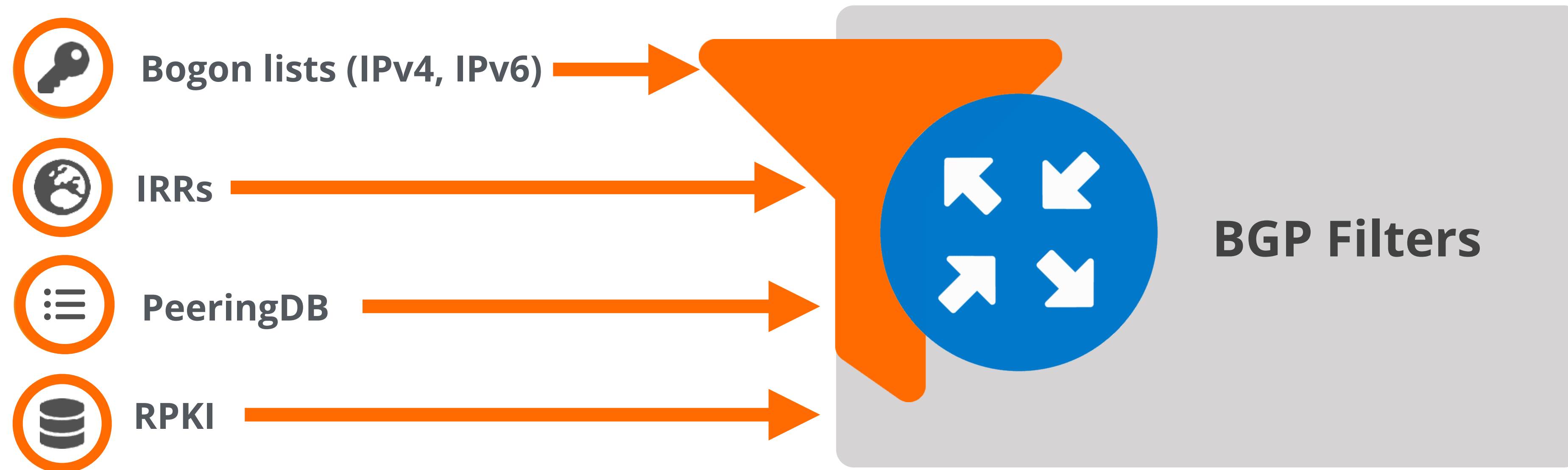


# BOGON ASN filtering



ASNs	Status	RFC
0	Reserved	RFC7607
23456	AS_TRANS	RFC6793
64496 - 64511	Reserved for use in docs and code	RFC5398
64512 - 65534	Reserved for Private Use	RFC6996
65535	Reserved	RFC 7300
65536 - 65551	Reserved for use in docs and code	RFC5398
65552 - 131071	Reserved	IANA
4200000000 - 4294967294	Reserved for Private Use	RFC6996
4294967295	Reserved	RFC 7300

# Which Data Sources Can You Use for BGP Filters?



We will talk about IRRs and RPKI in other sections in this course



# BOGON Lists

- **BOGONs** are prefixes that should never appear in the Internet routing table
  - Martians (RFC1918 Private addresses + Reserved space)
  - IANA unallocated space
- **Full BOGON** should be filtered as well
  - BOGONs + prefixes unallocated by RIRs
- The BOGON and full BOGON lists are **not static**





# How to Get the List of (Full) BOGONs?

- Team Cymru provides lists of **BOGONs** and **full BOGONs**
- Offers variety of formats and methods
  - HTTP
  - BGP Peering (Bogon Route Server Project)
  - Routing Registries (RADB)
  - DNS

Team Cymru provides lists of BOGONs:

<https://www.team-cymru.com/bogon-networks>



# PeeringDB

- **Web-based public database for BGP peering**
- Non-profit, community-driven initiative, run and promoted by volunteers
- First stop when making interconnection decisions
  - Default location for Internet peering data
  - Helps to decide where and whom to peer with
  - Provides contact info
  - Gives information about the peering policy



Search here for a network, IX, or facility.

[Advanced Search](#)

[Legacy Search](#)

[Register or](#)

[Login](#)

English (English)

## RIPE NCC

EXPORT

Organization	<a href="#">RIPE NCC</a>
Also Known As	Réseaux IP Européens Network Coordination Centre
Long Name	
Company Website	<a href="http://www.ripe.net">http://www.ripe.net</a>
ASN	3333
IRR as-set/route-set ?	AS-RIPENCC
Route Server URL	
Looking Glass URL	
Network Types	Non-Profit
IPv4 Prefixes ?	30
IPv6 Prefixes ?	20
Traffic Levels ?	1-5Gbps
Traffic Ratios	Balanced
Geographic Scope	Global
Protocols Supported	<input checked="" type="checkbox"/> Unicast IPv4 <input type="checkbox"/> Multicast <input checked="" type="checkbox"/> IPv6 <input type="checkbox"/> Never via route servers ?
Last Updated	2022-07-27T05:33:20Z
Public Peering Info Updated	2023-02-07T11:26:08Z

## Public Peering Exchange Points

Filter

Exchange Åž ∨ IPv4	ASN IPv6	Speed Port Location	RS Peer	BFD Support
<a href="#">AMS-IX</a> 80.249.208.68	3333 2001:7f8:1::a500:3333:1	10G	<input checked="" type="checkbox"/>	<input type="checkbox"/>
<a href="#">AMS-IX</a> 80.249.208.71	3333 2001:7f8:1::a500:3333:2	10G	<input checked="" type="checkbox"/>	<input type="checkbox"/>
<a href="#">NL-ix</a> 193.239.117.25	3333 2001:7f8:13::a500:3333:1	10G	<input checked="" type="checkbox"/>	<input type="checkbox"/>
<a href="#">NL-ix</a> 193.239.118.84	3333 2001:7f8:13::a500:3333:2	10G	<input checked="" type="checkbox"/>	<input type="checkbox"/>

## Interconnection Facilities

Filter

Facility Åž ∨ ASN	Country City
----------------------	-----------------

No filter matches.  
You may filter by **Facility**, **ASN**, **Country** or **City**.



# Other Recommended Filtering

- Other methods to control BGP routes:
  - Max-prefix filtering
  - BGP Route Flap Dampening
  - Next-hop Filtering
  - Optional BGP Community Scrubbing




**BGP Security**

<https://academy.ripe.net/bgp-security/>



# Max-Prefix Filtering

- From peers:
  - **Set limit lower** than the number of Internet routes
  - Different per peer based on expected number of routes
- From upstreams that provide full route:
  - **Set limit higher** than the number of Internet routes
  - Limit should be decided based on router's capacity
- Regularly review the limits





# Questions





# Lab Activity 3 - Filtering AS-Path and Number of Prefixes



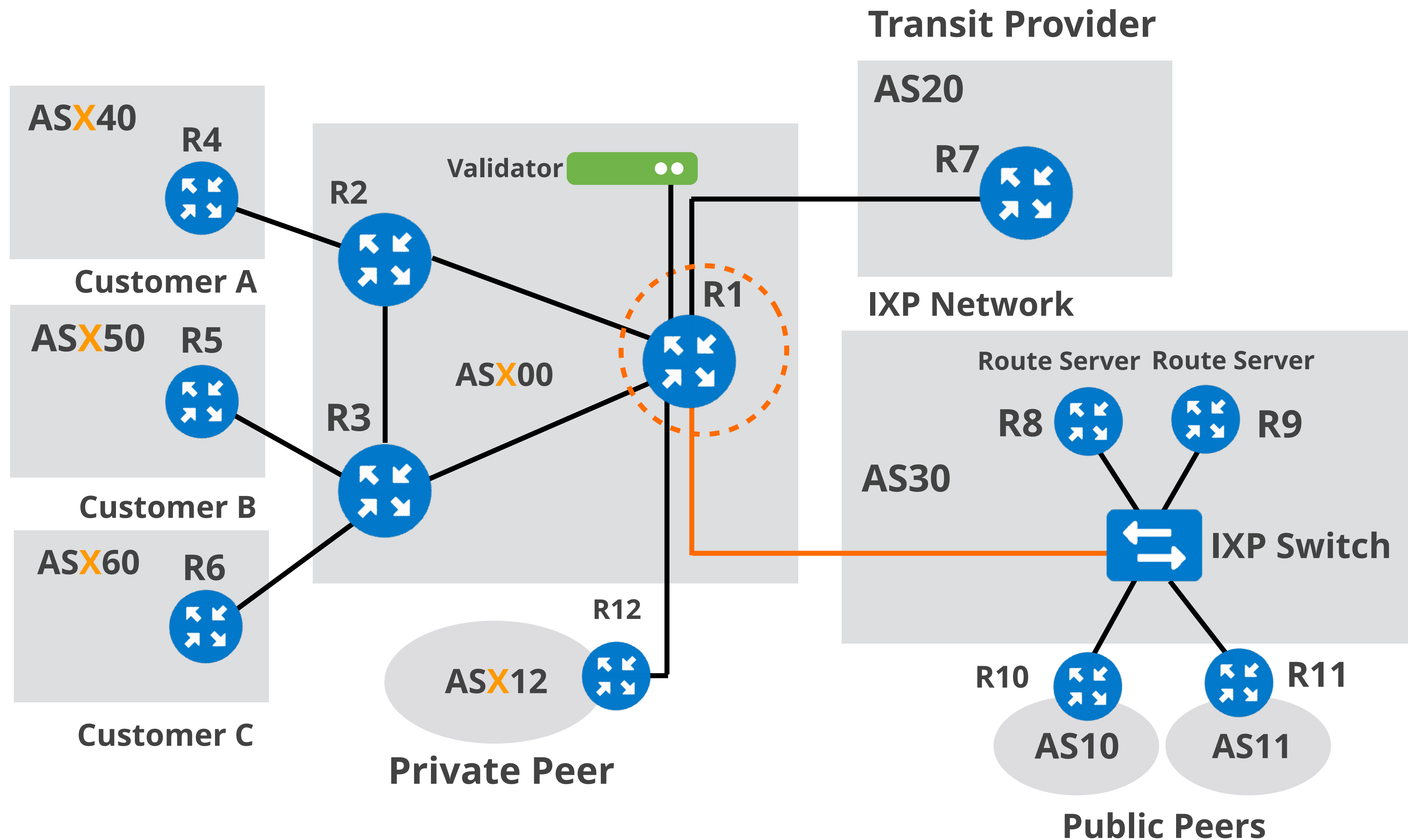
20 min



# Lab Activity 3 - Filtering AS Path/Number of Prefixes



- **Description:** Configure AS path filters and limit the number of accepted prefixes
- **Goals:**
  - Create a consistent AS path filter to secure a BGP network
  - Configure a BGP session with a limit on the number of accepted prefixes
- **Time:** 20 minutes
- **Tasks:**
  - 3.1 Configure BGP filters based on the AS path information
  - 3.2 Configure a limit on the number of accepted BGP prefixes



Your AS number AS X00

Your IPv6 allocation 2001:db8:X00::/48

# Lab Activity 3 - Filtering AS-Path/Number of Prefixes



- **What have you learned?**
  - You can filter routes based on the ASNs included in the AS-PATH
  - Limiting the number of routes accepted in a BGP peering can avoid resource exhaustion
  - Reaching the limit of accepted routes takes down the peering



# Registering in the IRR System

Section 3.4



# IRR Support Routing Security

- The Internet Routing Registry (IRR) composed by many databases:
  - RIPE NCC, APNIC, RADB, JPIRR, Level3, NTTCom, etc.
- Their information can be used to:
  - Improve stability and consistency of routing
  - Provide global view of routing policies
  - Automation of creating BGP filters
  - Network Troubleshooting



# Why Register Routing Information?



- Document your routing policy
  - Associate network prefixes with an **origin AS**



- Helps to filter unauthorised announcements
  - **Mitigates** route hijacks and denial-of-service



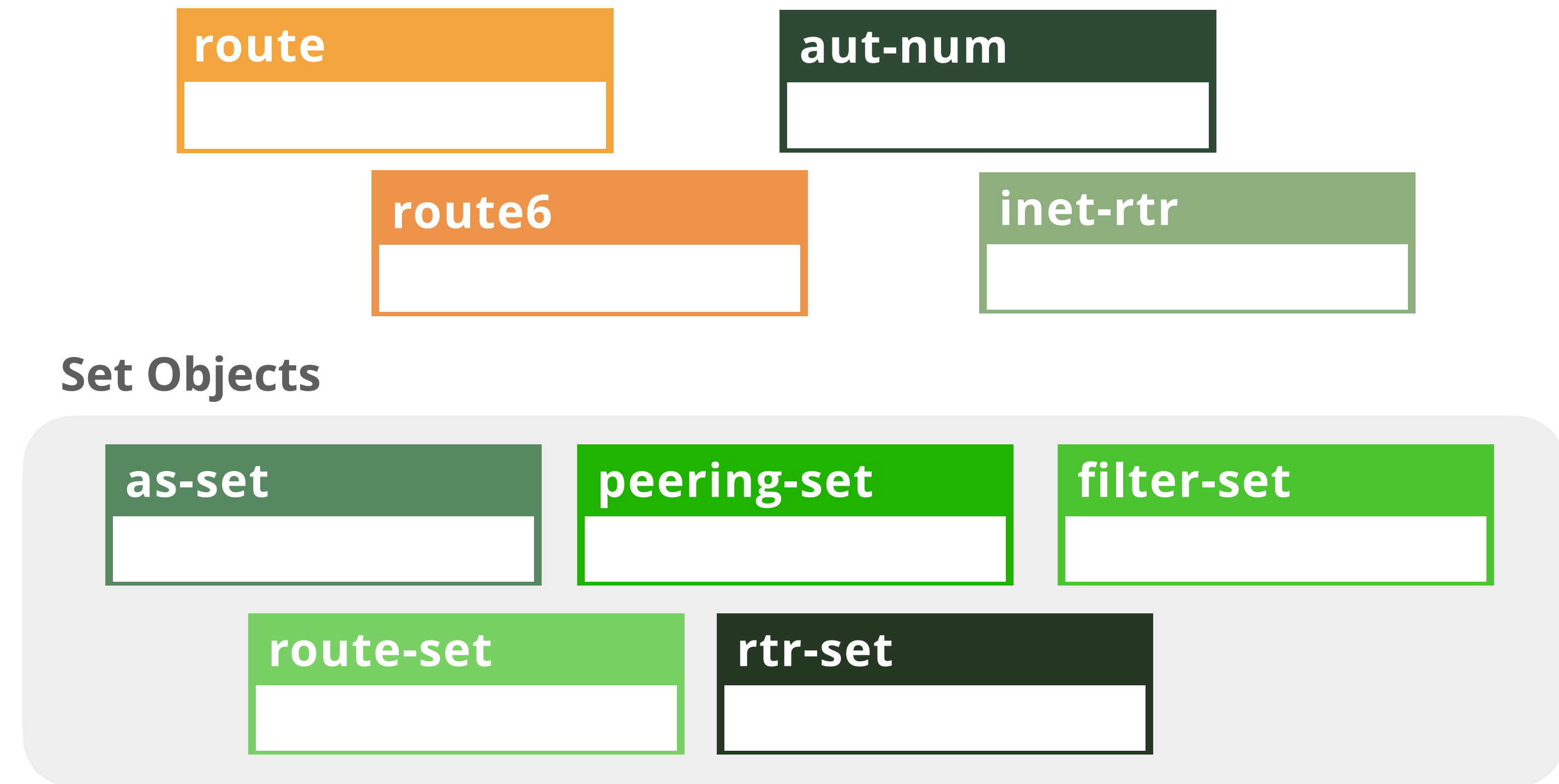
- Many transit providers and IXPs **require** it
  - They build their filters based on the Routing Registry





# The RIPE Routing Registry

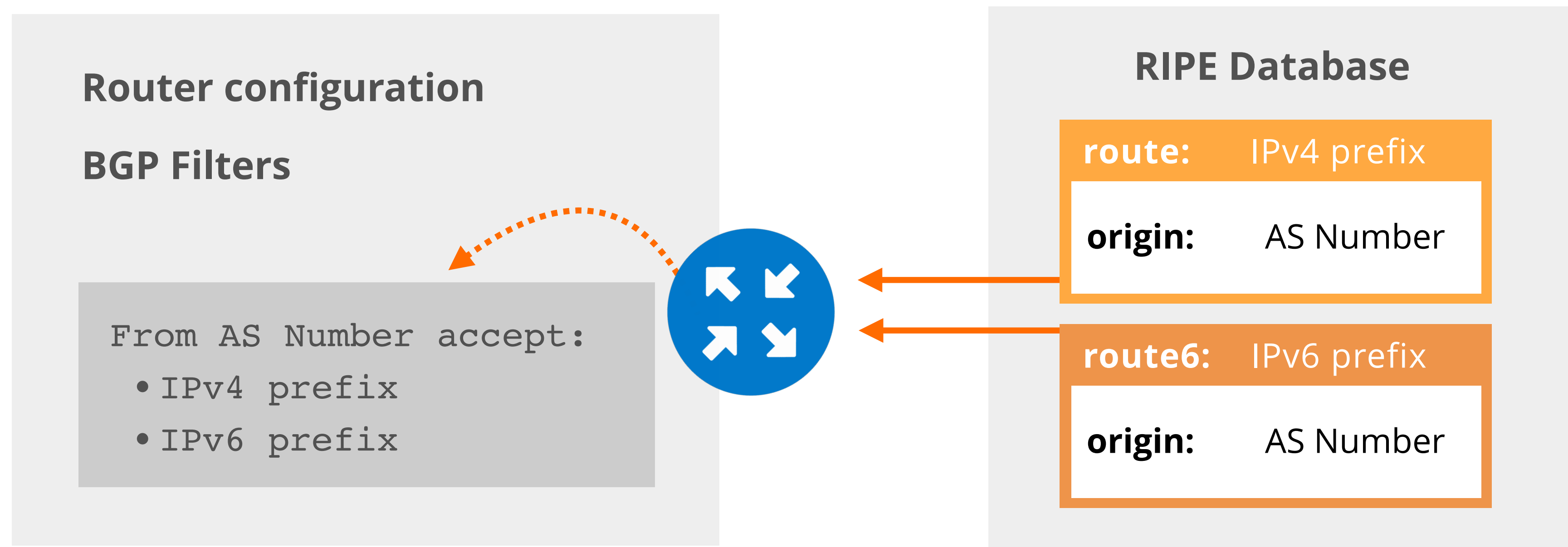
- A subset of the RIPE Database and part of the global IRR
- Used for registering **routing policy information**
- Includes several objects





# ROUTE(6)

- Contains routing information for IPv4/IPv6 address space
- **Specifies from which AS a certain prefix may be originated**
- Used for creating BGP filters





# Authorisation Rules for ROUTE(6)

- You need permission from:
  1. **inetnum** or **inet6num**
  2. **route** or **route6**

1

## Allocation

**mnt-by:** RIPE-NCC-HM-MNT  
**mnt-by:** DEFAULT-LIR-MNT  
**mnt-routes:** ANOTHER-MNT

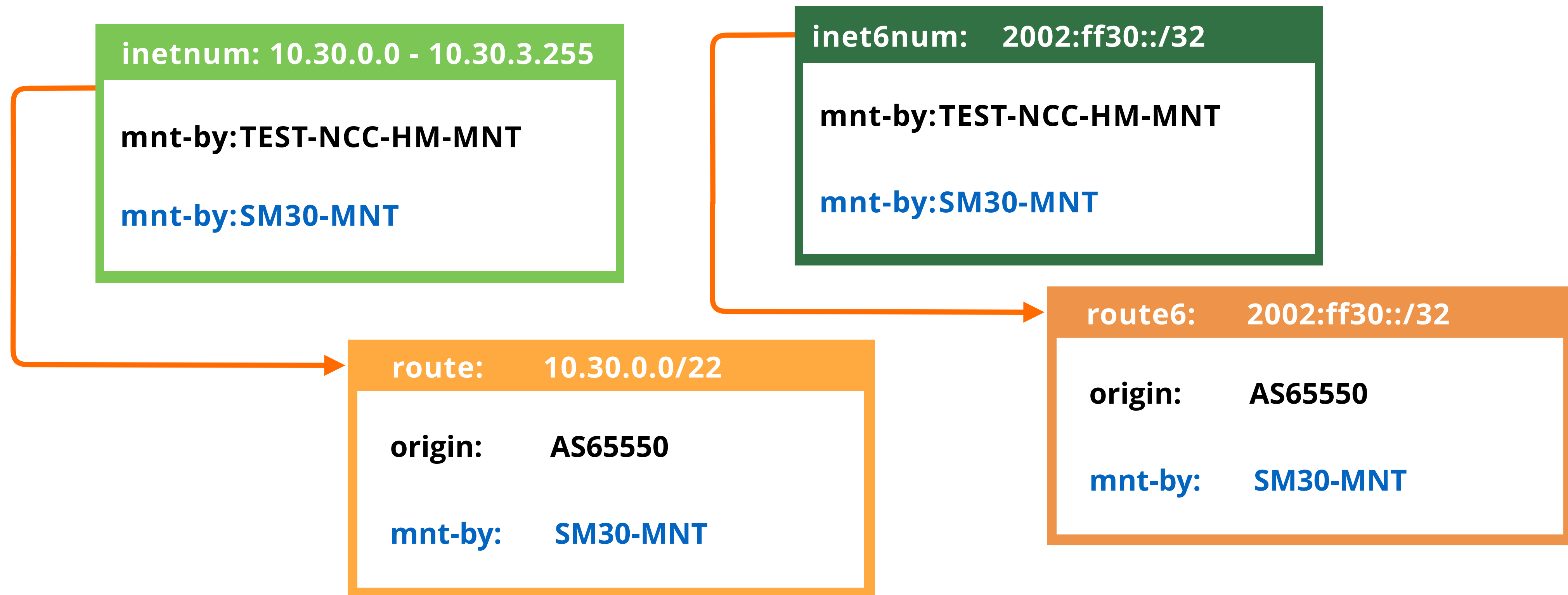
2

## route(6)

**origin:** AS65550  
**mnt-by:** ANOTHER-MNT

\* **mnt-routes** delegates the creation of **route(6)** objects

# Registering IP Routes



# AUT-NUM



**aut-num:** AS64500

**as-name:** YOUR-AS-NAME

**org:** ORG-EE2-RIPE

**import:** from AS65550 accept ANY

**export:** to AS65550 announce AS64500

**import:** from AS64496 accept ANY

**export:** to AS64496 announce AS64500

**admin-c:** DV789-RIPE

**tech-c:** JS123-RIPE

**status:** ASSIGNED

**mnt-by:** RIPE-NCC-END-MNT

**mnt-by:** DEFAULT-LIR-MNT

**source:** RIPE

● Registers who holds that AS Number

● Defines the routing policy for an

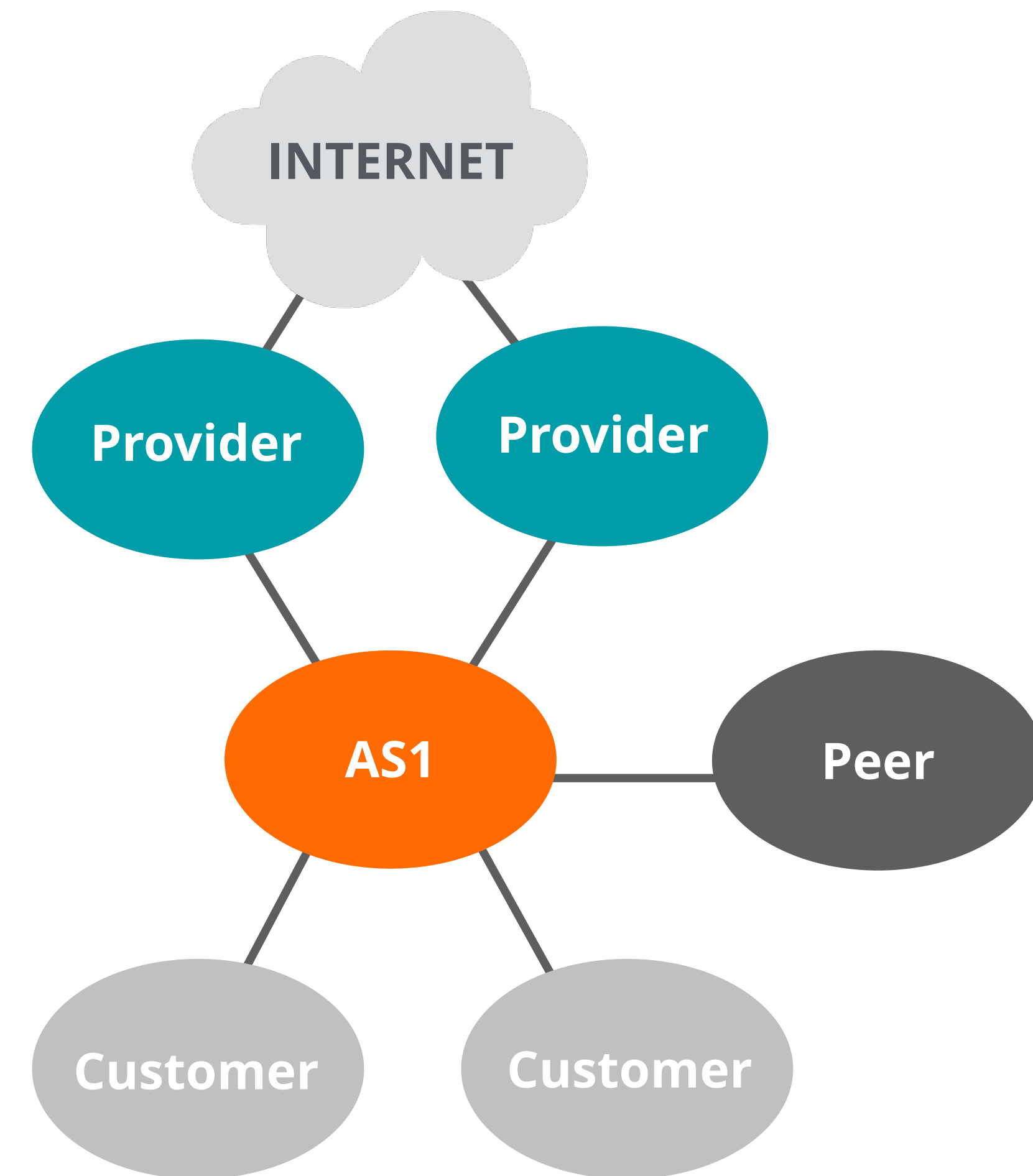
- **Import** - specifies which routes you accept

- **Export** - specifies which routes you announce



# BGP Routing Policy

- Who are your BGP peers? Which ASes do you peer with?
- What is your BGP relationship with them?
  - Customer, Provider, Peer
- Which routing decisions have you made?
  - Which prefixes to accept
  - Which prefixes to announce
  - Which prefixes will be preferred in case of multiple routes







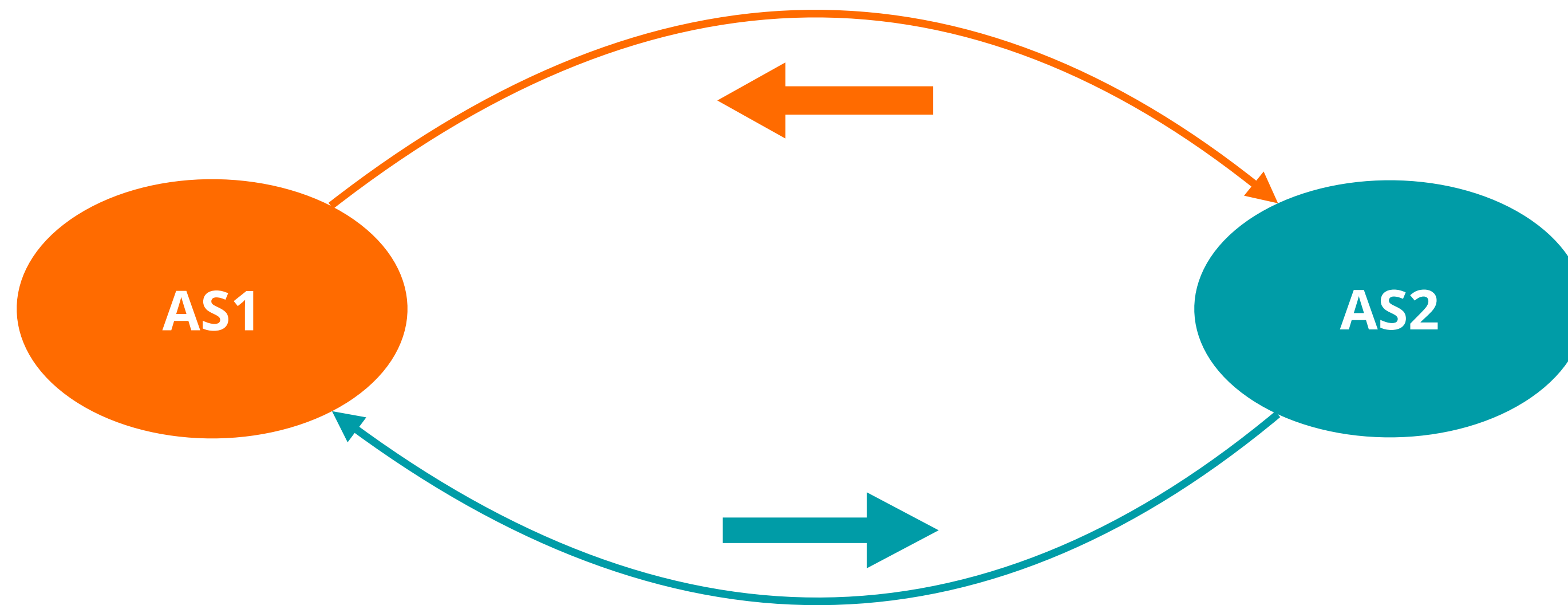
# IRRs use RPSL Language

- **RPSL - Routing Policy Specification Language**
- Allows network operators to specify their routing policies
  - Generic way to describe BGP configuration in the IRR
  - Not vendor-specific
- Originated from a RIPE Document (RIPE-181)
- Can be translated into router configuration

**RFC 2622 - Routing Policy Specification Language**

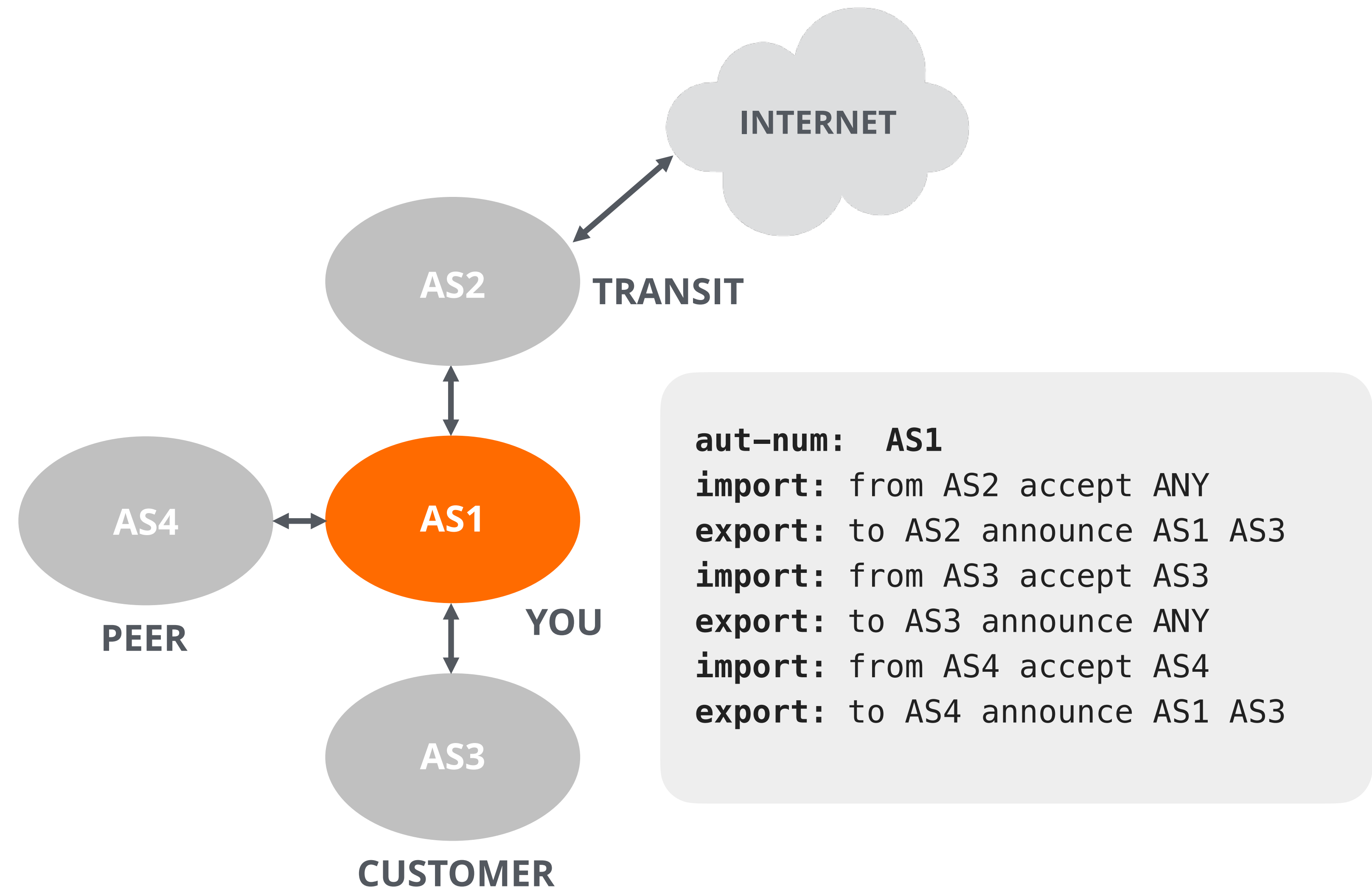
**RFC 2650 - Using RPSL in Practice**

# Defining Routing Policy in RPSL



```
aut-num: AS1
import: from AS2 accept AS2
export: to AS2 announce AS1
```

# Routing Policy Example





# RPSLng

- RPSL is **older** than IPv6, the defaults are IPv4
- IPv6 was added later using a different syntax
- You have to **specify** that it's IPv6

```
aut-num: AS1
mp-import: afi ipv6.unicast from AS201 accept AS201
mp-export: afi ipv6.unicast to AS201 announce ANY
```

```
route-set: rs-customers
members: 192.0.2.0/24
mp-members: 2001:db8:abcd::/48
```

# Tools to check IRR status



Routing Consistency <span>i</span>				
11 records found for <b>AS3333</b>				
Filter results by				
Prefix ↑	in BGP (RIS)	IRRs	RPKI ROV	VRPs
193.0.0.0/21	✓	RIPE	😊	✓ maxLength: 21
193.0.10.0/23	✓	RIPE	😊	✓ maxLength: 23
193.0.12.0/23	✓	RIPE	😊	✓ maxLength: 23
193.0.18.0/23	✓	RIPE	😊	✓ maxLength: 23
193.0.20.0/23	✓	RIPE	😊	✓ maxLength: 23
193.0.22.0/23	✓	RIPE	😊	✓ maxLength: 23
193.230.194.0/24				✓ maxLength: 24
2001:610:240::/42				✓ maxLength: 42
2001:67c:2e8::/48	✓	RIPE	😊	✓ maxLength: 48
2a13:27c0:10::/44				✓ maxLength: 44
Records per page: 10 1-10 of 11 < >				

<https://stat.ripe.net>



<https://irrexplorer.nlnog.net/>



# Reality Check

- The IRR system has limitations
  - Conflicting data, no central authority, no holdship checks, not updated
- It is still widely used
- Improving IRR accuracy
  - Keep your IRR information up to date
  - Route filtering using IRRdv4 (validates against RPKI)
  - IRR databases should remove inconsistent records regularly







# Questions





# Lab Activity 4 - Creating ROUTE(6) Objects



15 min





# Lab Activity 4 - Creating ROUTE(6) Objects

- **Description:** Create a route(6) object in the TEST Database
- **Goals:**
  - Register routing information in the RIPE Database
- **Time:** 15 minutes
- **Tasks:**
  - Create a RIPE NCC Access account (if you don't have one)
  - Search for your IPv6 allocation and AS number
  - Create a **route(6)** object for your allocated IPv6 prefix



# Lab Activity 4 - Creating ROUTE(6) Objects

- What have you learned?
  - Which RIPE Database objects contain IPv6 routing information
  - How the RIPE Database protects its objects and the accuracy of data

**route(6)**

**origin:** AS65550

**mnt-by:** ANOTHER-MNT



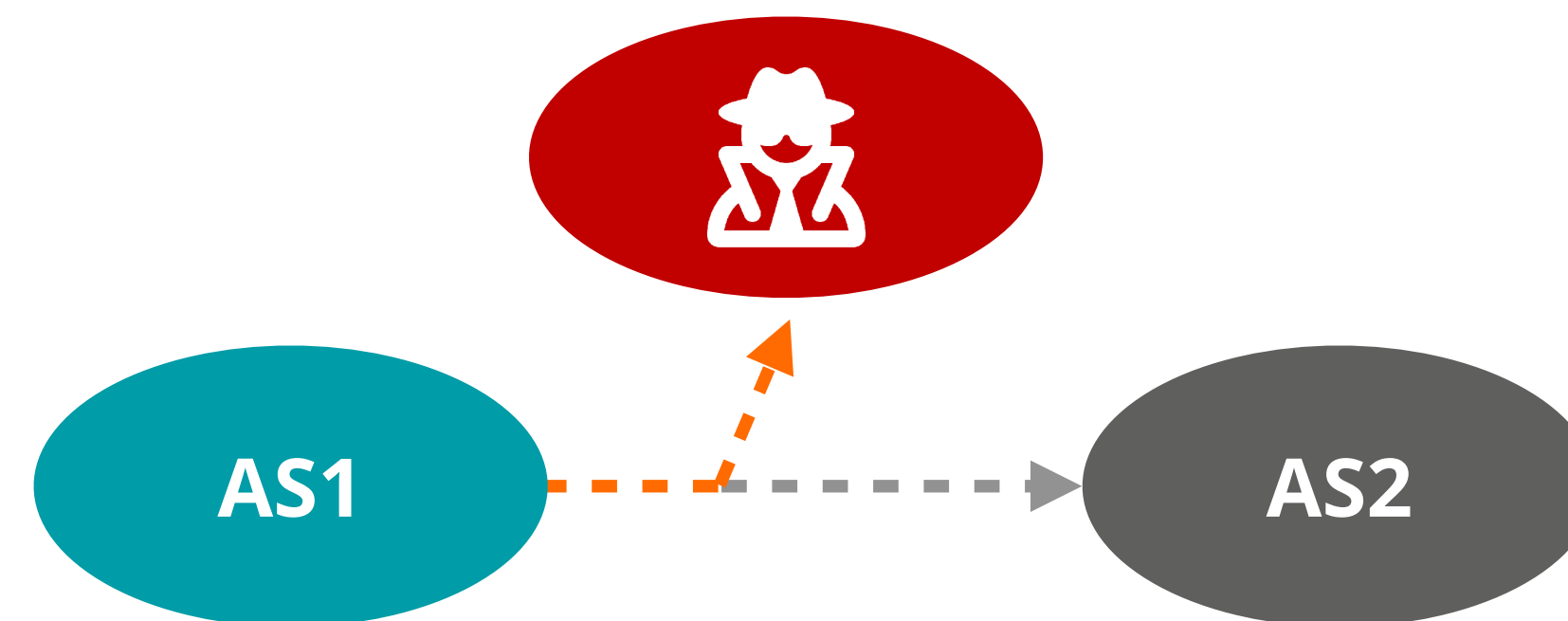
# Implementing RPKI

Section 3.5



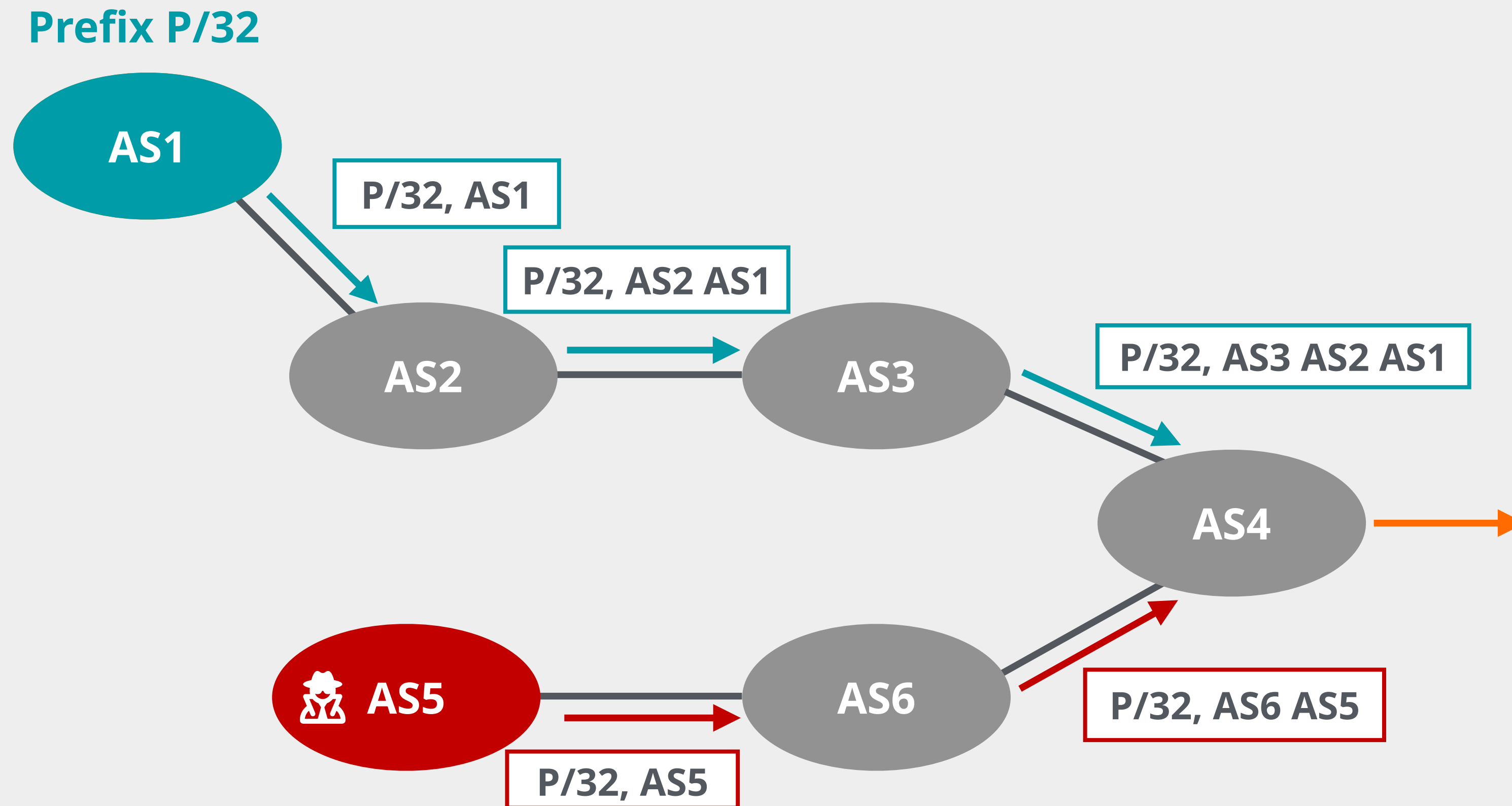
# BGP Origin Hijacks

- An AS originates a prefix **that is not authorised to originate**
- Hijacker impersonates the legitimate holder
  - May hijack an **allocated** or **unallocated** address space
- It may announce the exact same prefix or more specifics
  - Prefix Hijack
  - **Sub-prefix Hijack** (De-aggregation hijack or subnet attack)





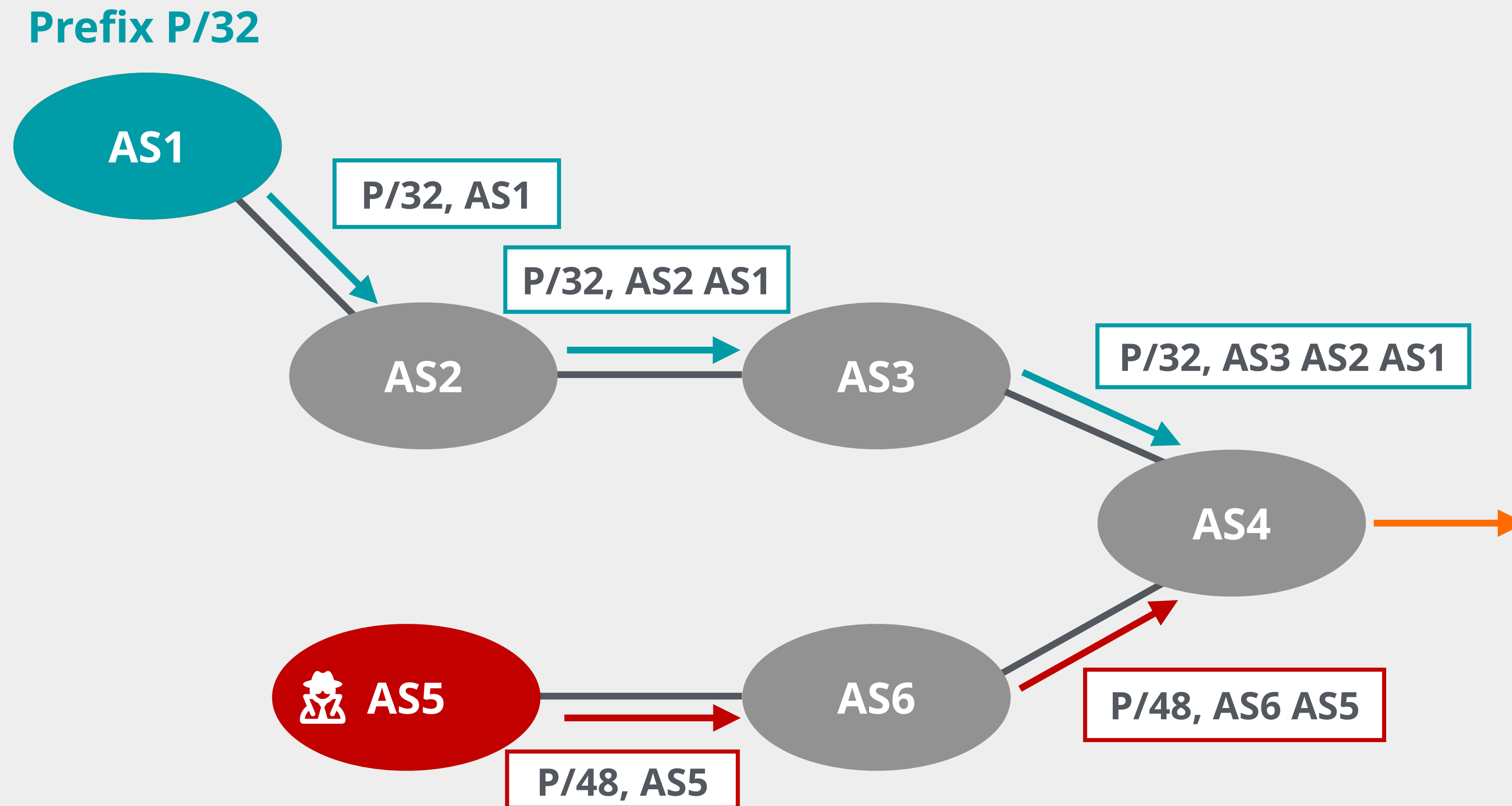
# Prefix Hijack



This is a **local hijack!**

Only some networks are affected based on BGP path selection process

# Sub-prefix Hijack (Subnet Attack)



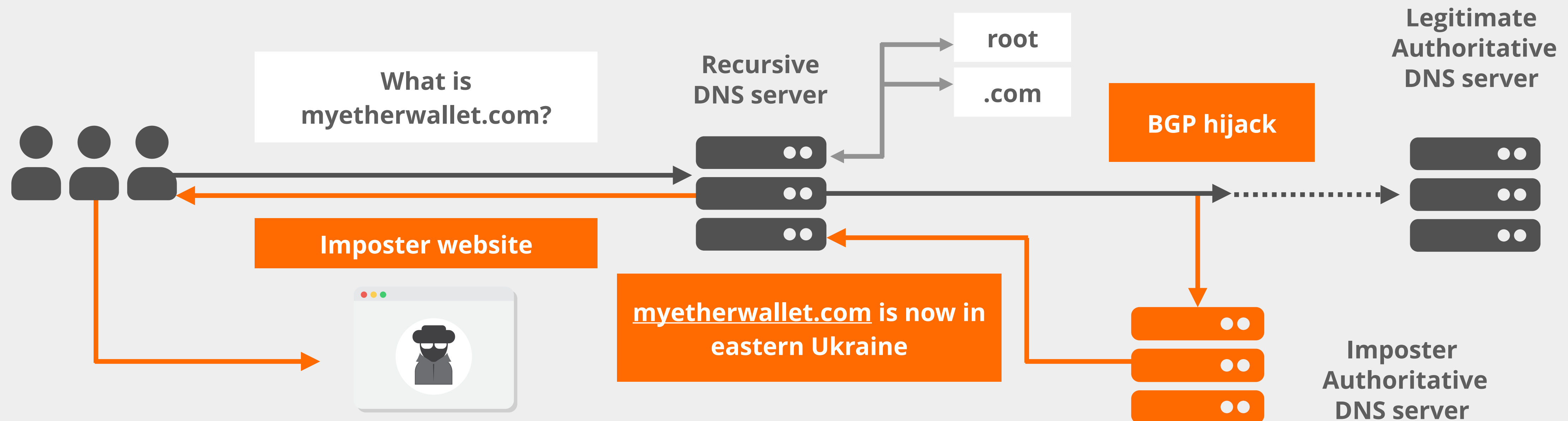
This is a **global hijack!**

All traffic for more specific prefix will be forwarded to the hijacker's network



# April 2018: Amazon MyEtherWallet

- BGP hijack of Amazon DNS
- What happened?
- Why?
  - Attack to steal cryptocurrency



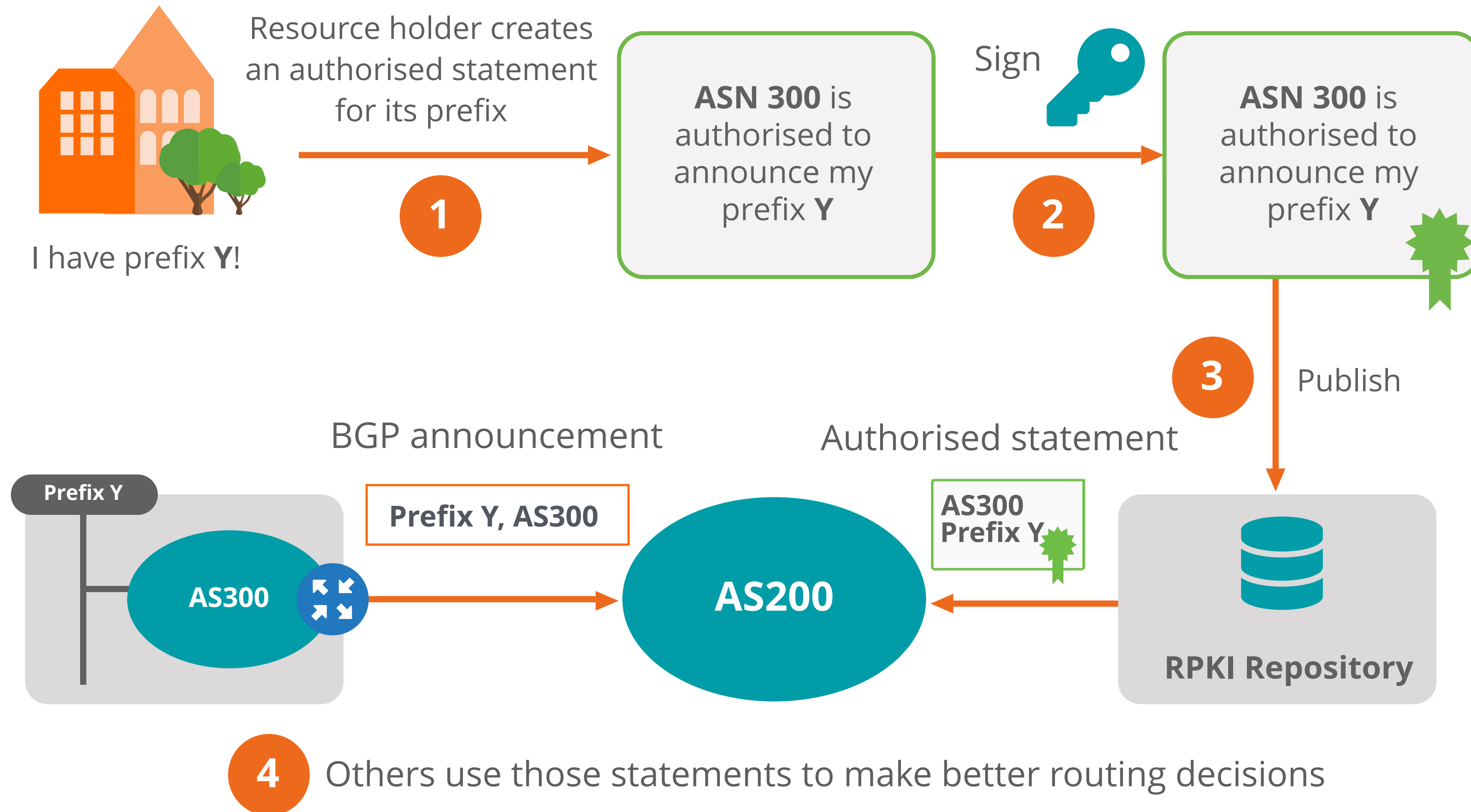


# What is RPKI?

- A security framework for the Internet
- **Verifies the association between resource holders and their resources**
  - Attaches digital certificate to IP addresses and AS numbers
- Used to **validate the origin** of BGP announcements (BGP OV)
  - Is the originating ASN authorised to originate a particular prefix?
  - Helps to mitigate **BGP Origin Hijacks** and **Route leaks**



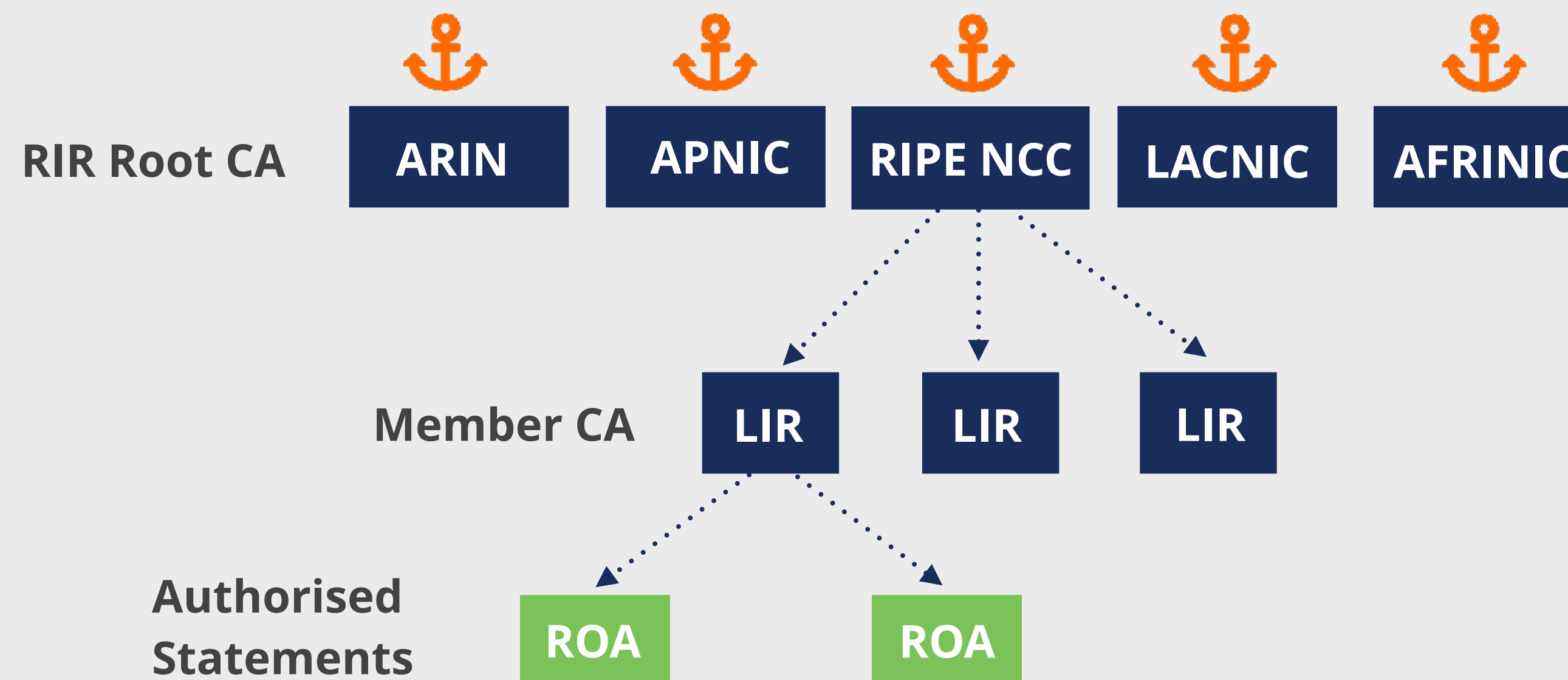
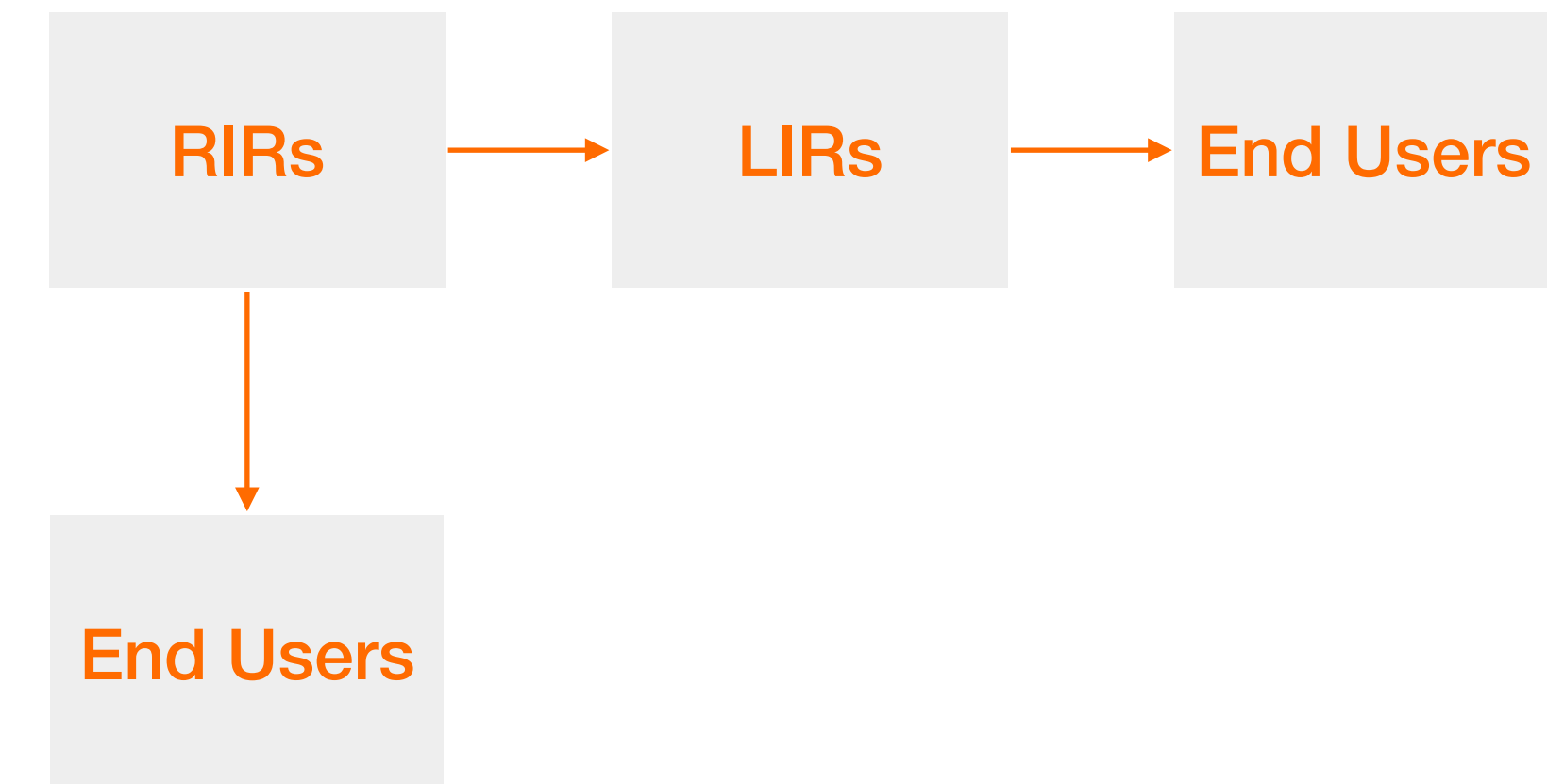
# How Does RPKI Work?



# Trust in RPKI

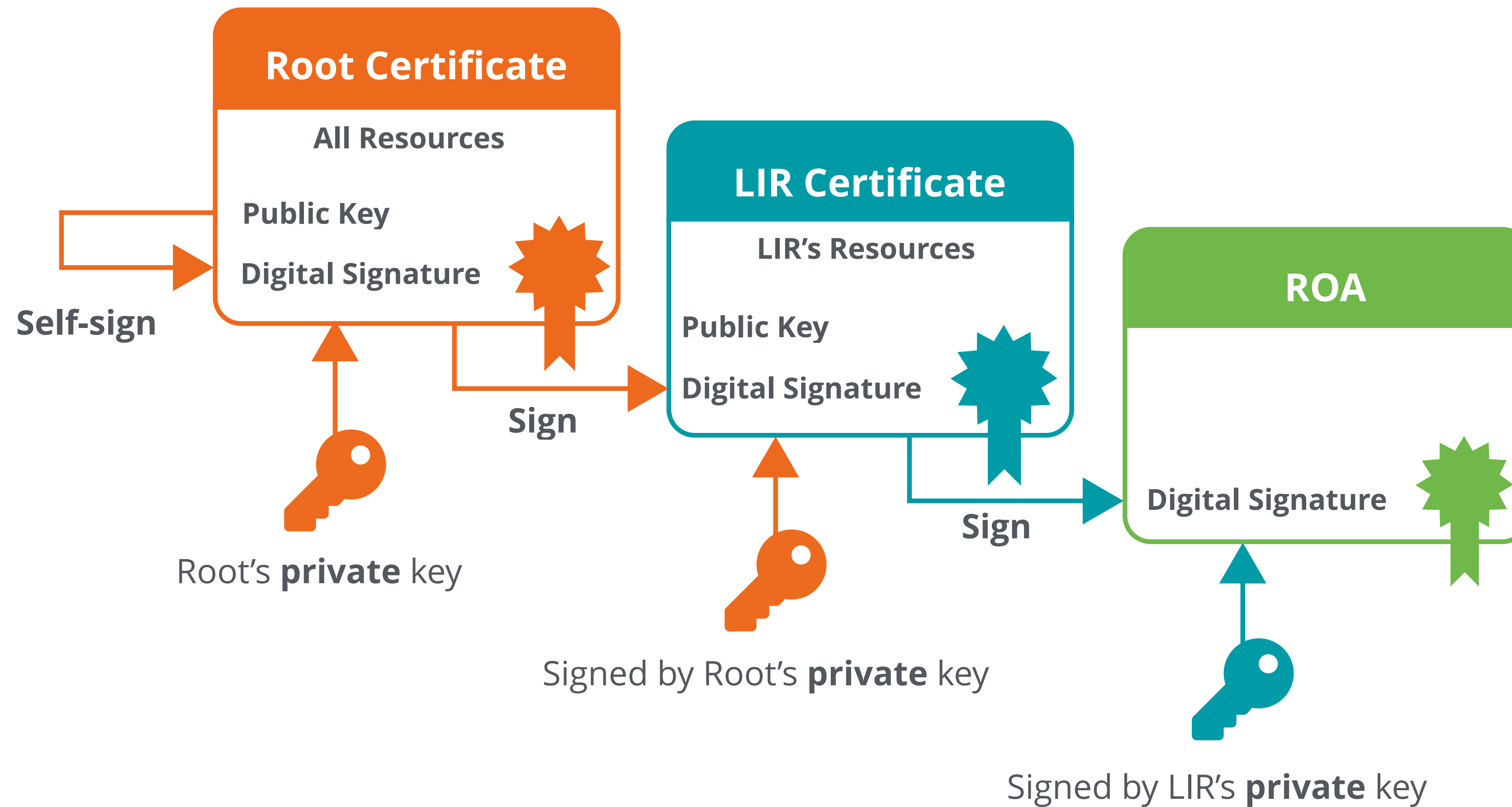


- RPKI relies on five RIRs as Trust Anchors
- Certificate structure follows the RIR hierarchy
- RIRs issue certificates to resource holders





# RPKI Chain of Trust





# Elements of RPKI

- The RPKI system consists of two parts:

## SIGNING

Create ROAs for your prefixes  
in the RPKI system

+

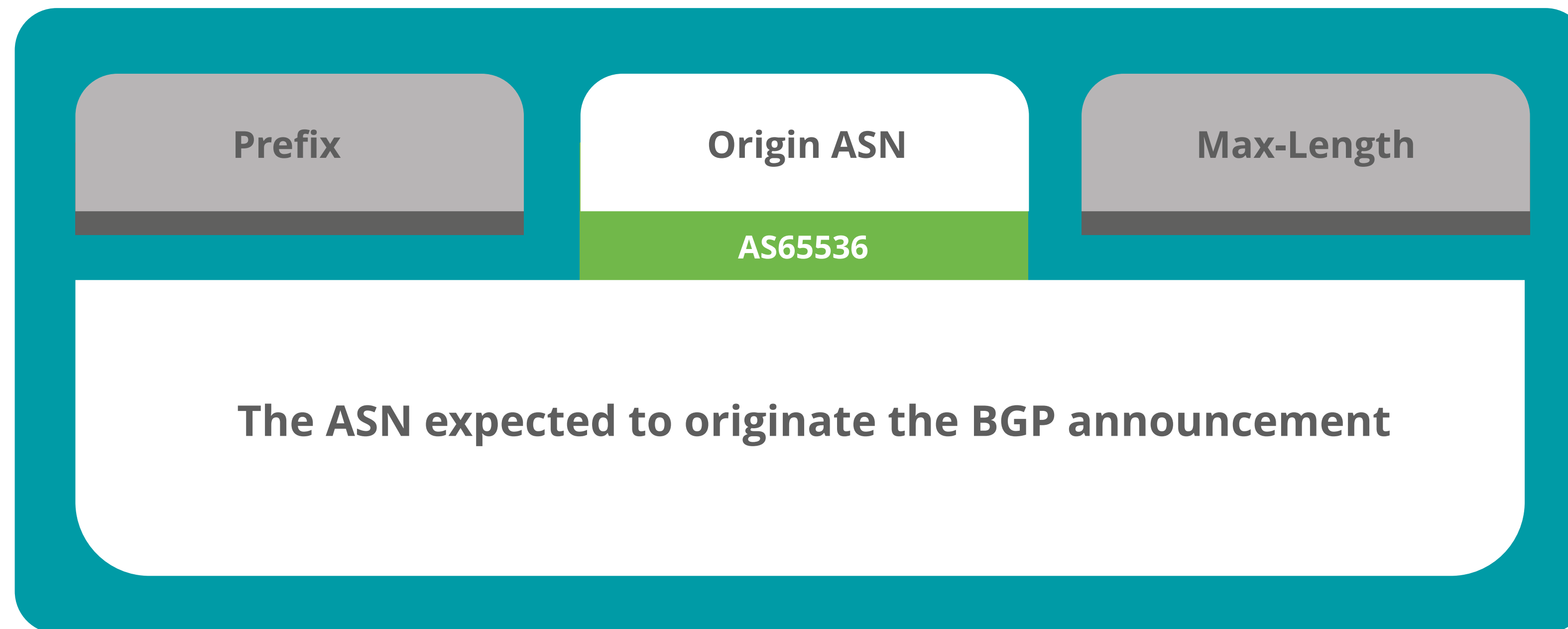
# What is in a ROA?



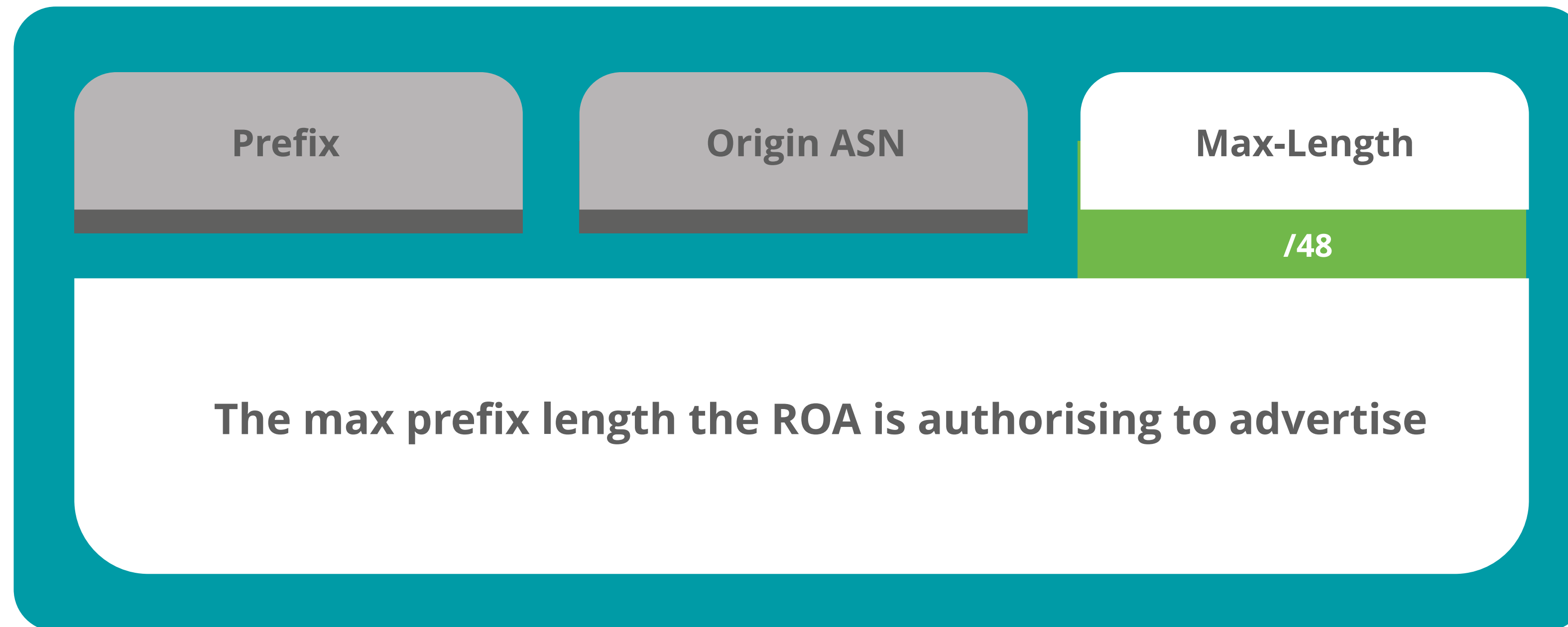
Prefix	Origin ASN	Max-Length
2001:db8::/48		

The network for which you are creating the ROA

# What is in a ROA?



# What is in a ROA?



# Max-Length

RIPE NCC (AS3333) has an IP address allocation

RIPE NCC creates this ROA

193.0.0.0/21

ROA	
Prefix	193.0.0.0/21
Max Length	/22
Origin ASN	AS3333

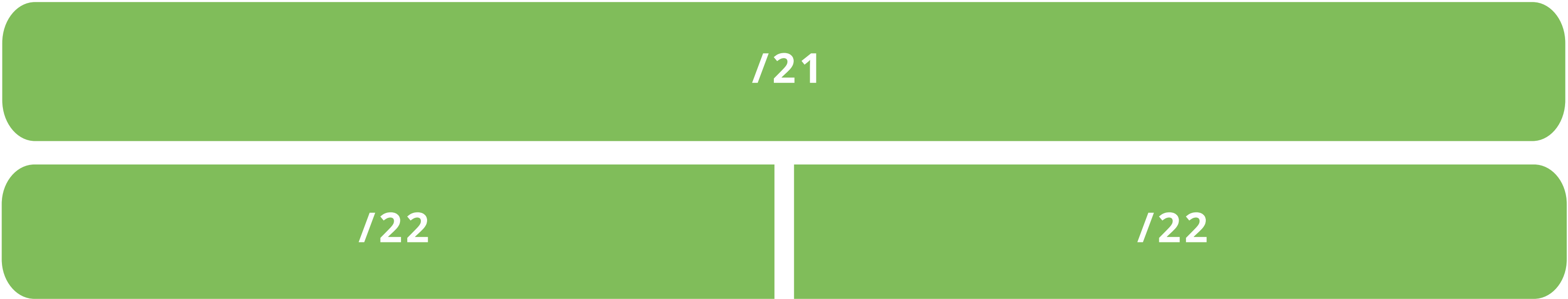


# Max-Length

RIPE NCC (AS3333) has an IP address allocation

RIPE NCC creates this ROA

According to the ROA:



193.0.0.0/21

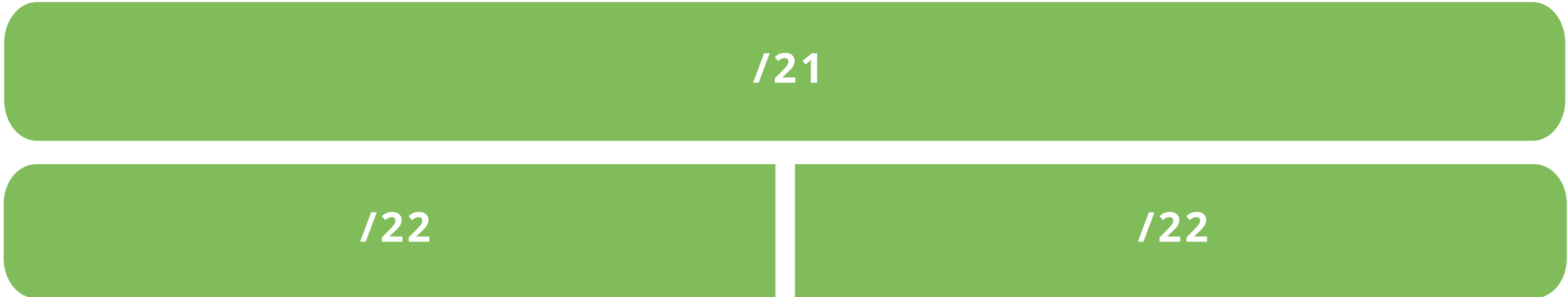
ROA	
Prefix	193.0.0.0/21
Max Length	/22
Origin ASN	AS3333

# Max-Length

RIPE NCC (AS3333) has an IP address allocation

RIPE NCC creates this ROA

According to the ROA:



**193.0.0.0/21**

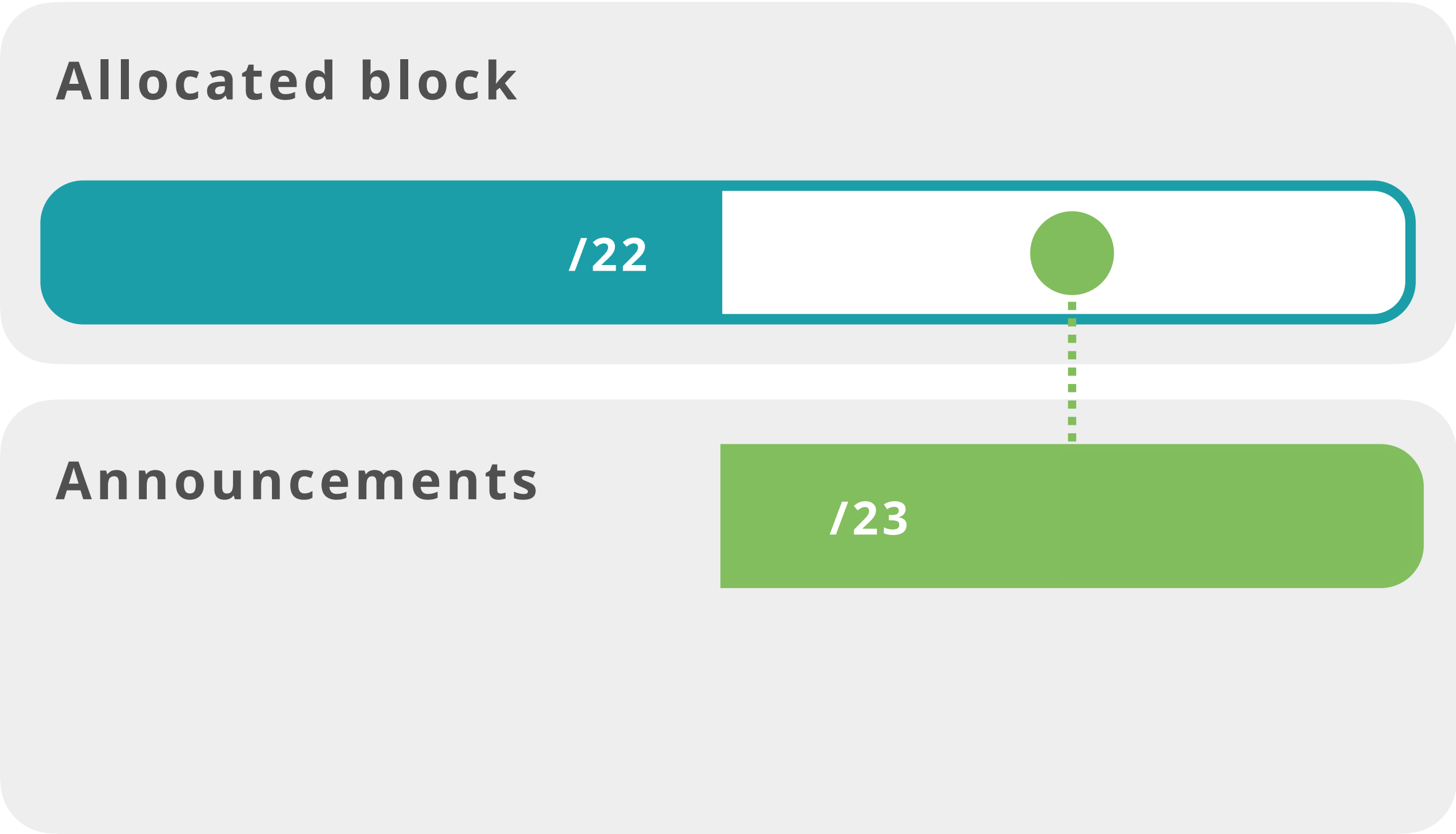
ROA	
Prefix	193.0.0.0/21
Max Length	/22
Origin ASN	AS3333

Any other more specific announcements are unauthorised by the ROA

# How Should We Use Max-Length?



**Case 1:** You create a single ROA authorising the entire /22

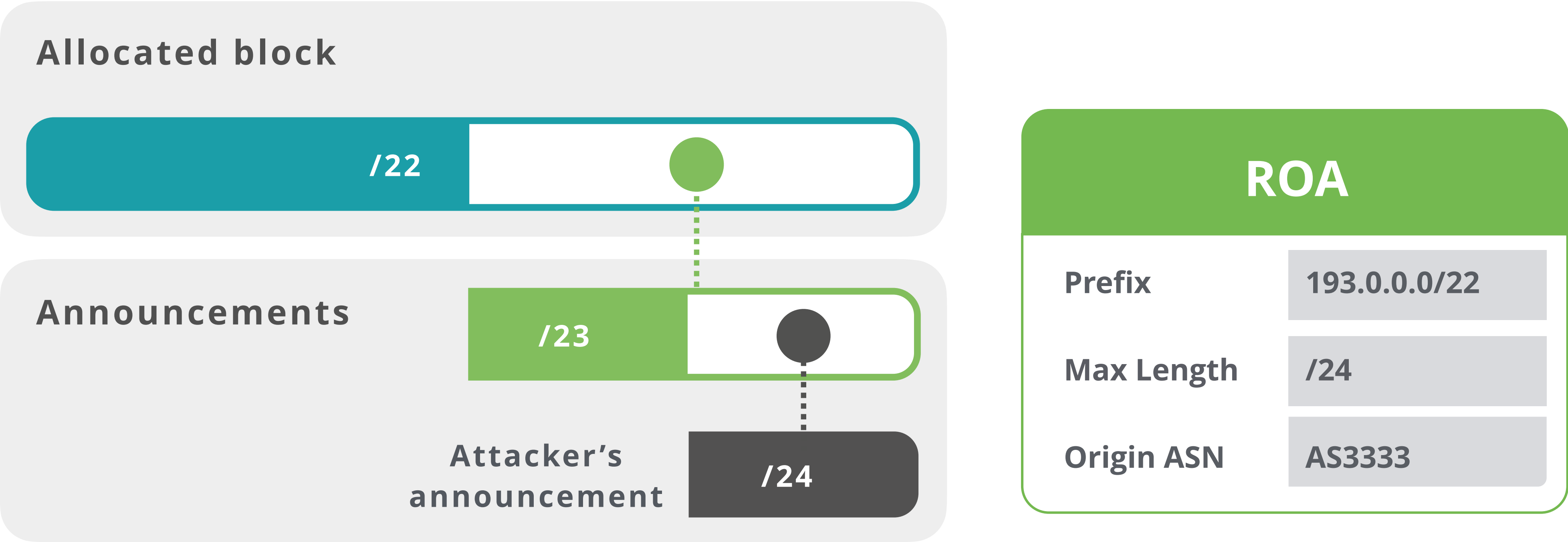


ROA	
Prefix	193.0.0.0/22
Max Length	/24
Origin ASN	AS3333

# How Should We Use Max-Length?



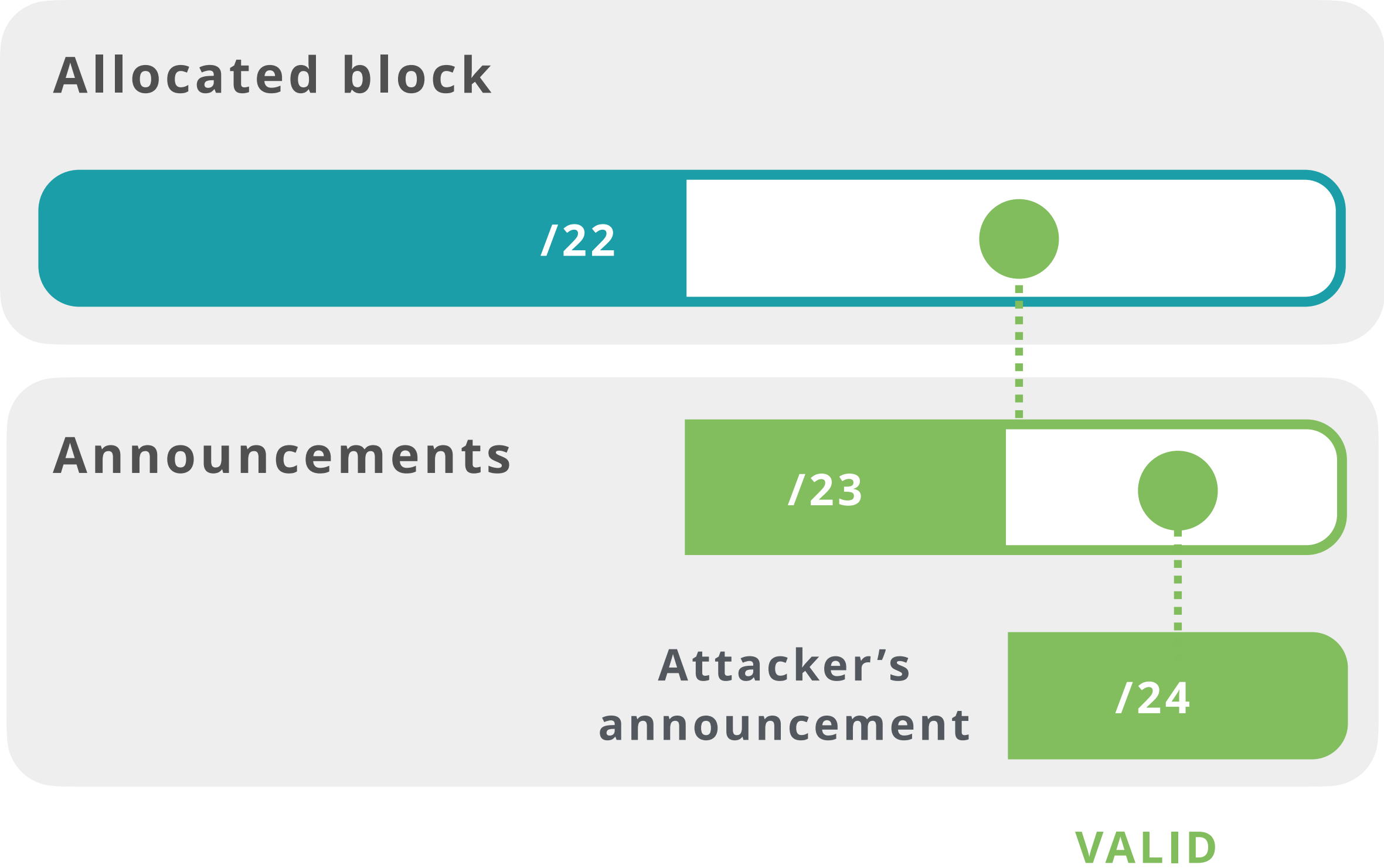
**Case 1:** You create a single ROA authorising the entire /22



# How Should We Use Max-Length?



**Case 1:** You create a single ROA authorising the entire /22

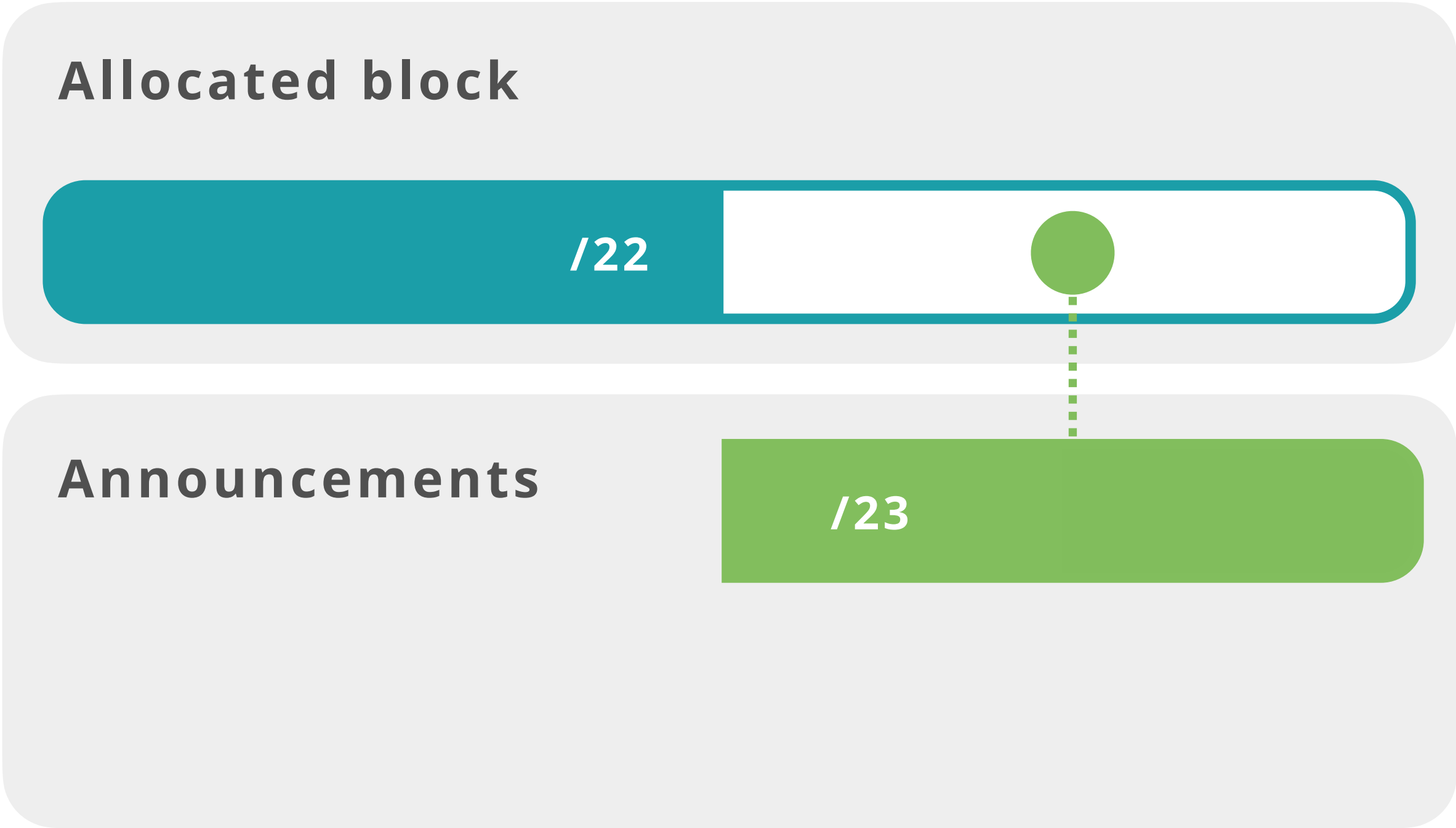


ROA	
Prefix	193.0.0.0/22
Max Length	/24
Origin ASN	AS3333

# How Should We Use Max-Length?



**Case 2:** You create ROAs only for your BGP announcement



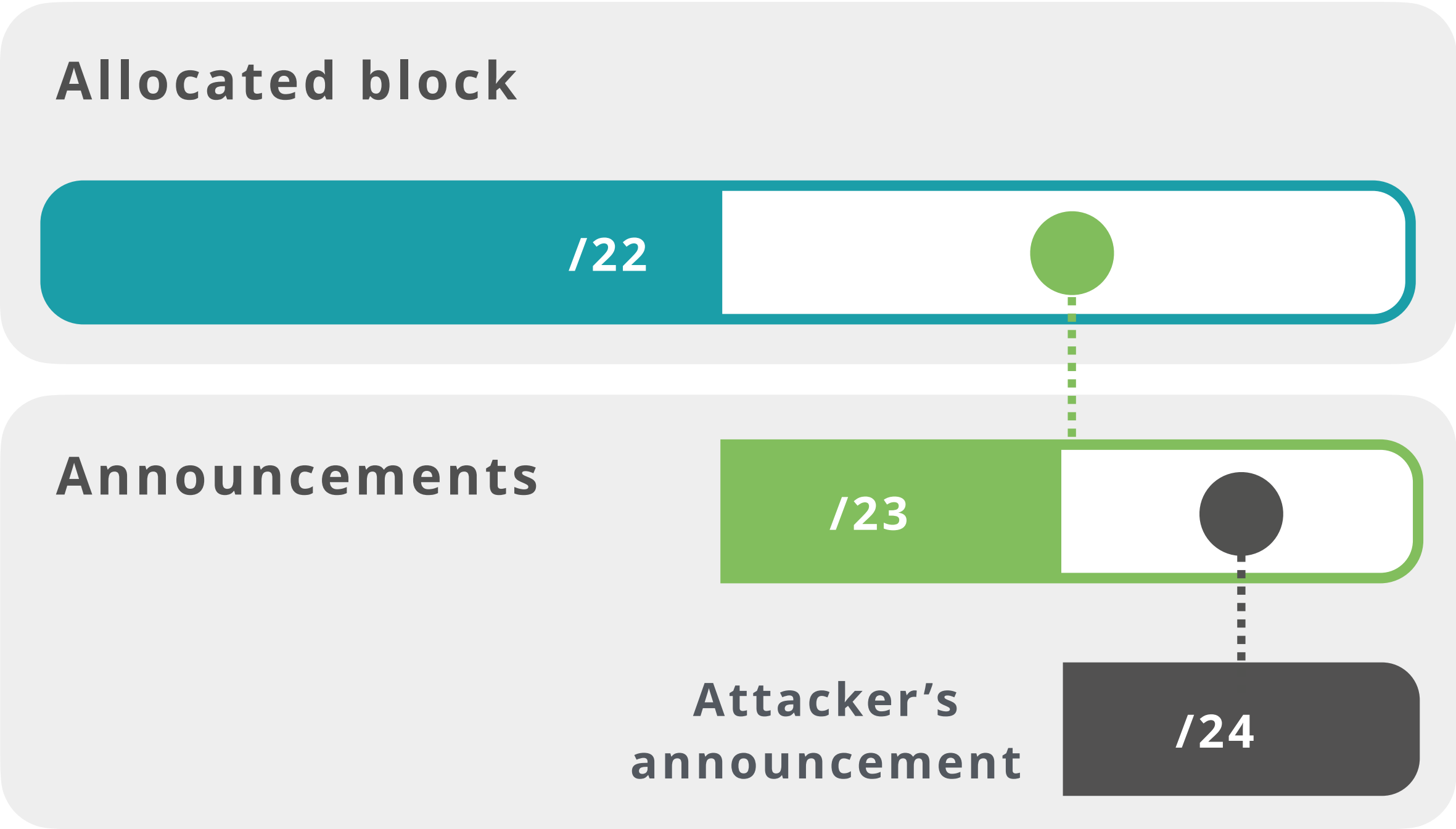
ROA	
Prefix	193.0.0.0/22
Max Length	/23
Origin ASN	AS3333



# How Should We Use Max-Length?



**Case 2:** You create ROAs only for your BGP announcement

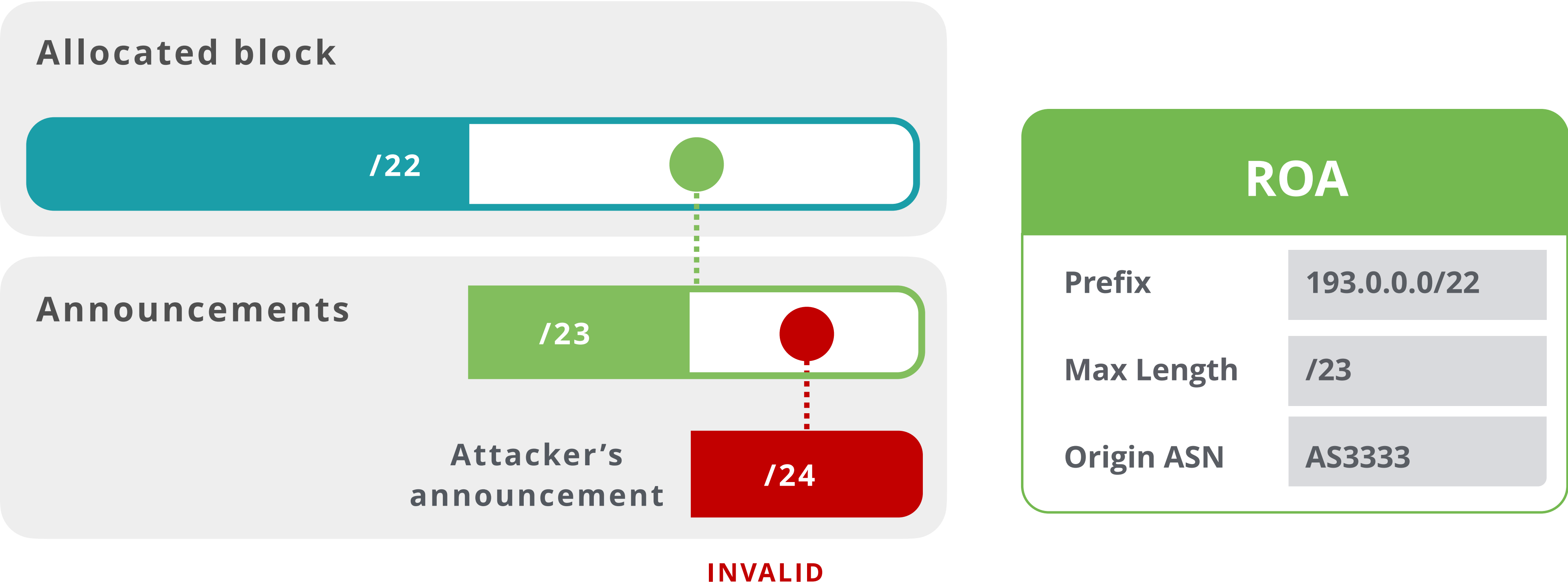


ROA	
Prefix	193.0.0.0/22
Max Length	/23
Origin ASN	AS3333

# How Should We Use Max-Length?



**Case 2:** You create ROAs only for your BGP announcement



**Create ROAs only for your BGP announcements!**



# How can you create a ROA? It's easy!

- Login to the LIR Portal ([my.ripe.net](https://my.ripe.net))
- Go to the RPKI Dashboard
- Choose the RPKI model you would like to use

The screenshot shows the LIR Portal interface. On the left is a dark sidebar with a menu. A large orange circle with the number '1' is positioned over the 'RPKI RPKI Dashboard' menu item. The main content area is titled 'Create Certification Authority' and features two selectable options, each with an icon and a description. An orange circle with '2a' is over the 'Hosted' option, and an orange circle with '2b' is over the 'Delegated' option. At the bottom, there is a checkbox for terms and conditions, and a large orange circle with the number '3' is over the 'Create Certification Authority' button.

**LIR Portal**

- My LIR  
LIR Account, Billing, Users, General Meeting...
- Requests  
Tickets, Resources, Updates, Transfers
- Resources  
My Resources, Sponsored Resources
- RIPE Database
- RPKI**  
RPKI Dashboard

### Create Certification Authority

Reseaux IP Europeens Network  
nl.ripencc-ts

**2a**

☐ Hosted

Select this option if you want the RIPE NCC to host your Certification Authority (CA) and publish your ROAs and other RPKI-signed objects. You will only need to maintain your ROAs in our dashboard. We recommend this option if you do not want to run RPKI CA software.

**2b**

☐ Delegated

Select this option to run your own Certification Authority (CA) software. This may be useful if you wish to keep full control over your private keys or want to delegate resources to child CAs, e.g. to allow different units in your organisation to manage ROAs for specific resources only. If you choose this option, we recommend you use the Publication Server provided by the RIPE NCC.

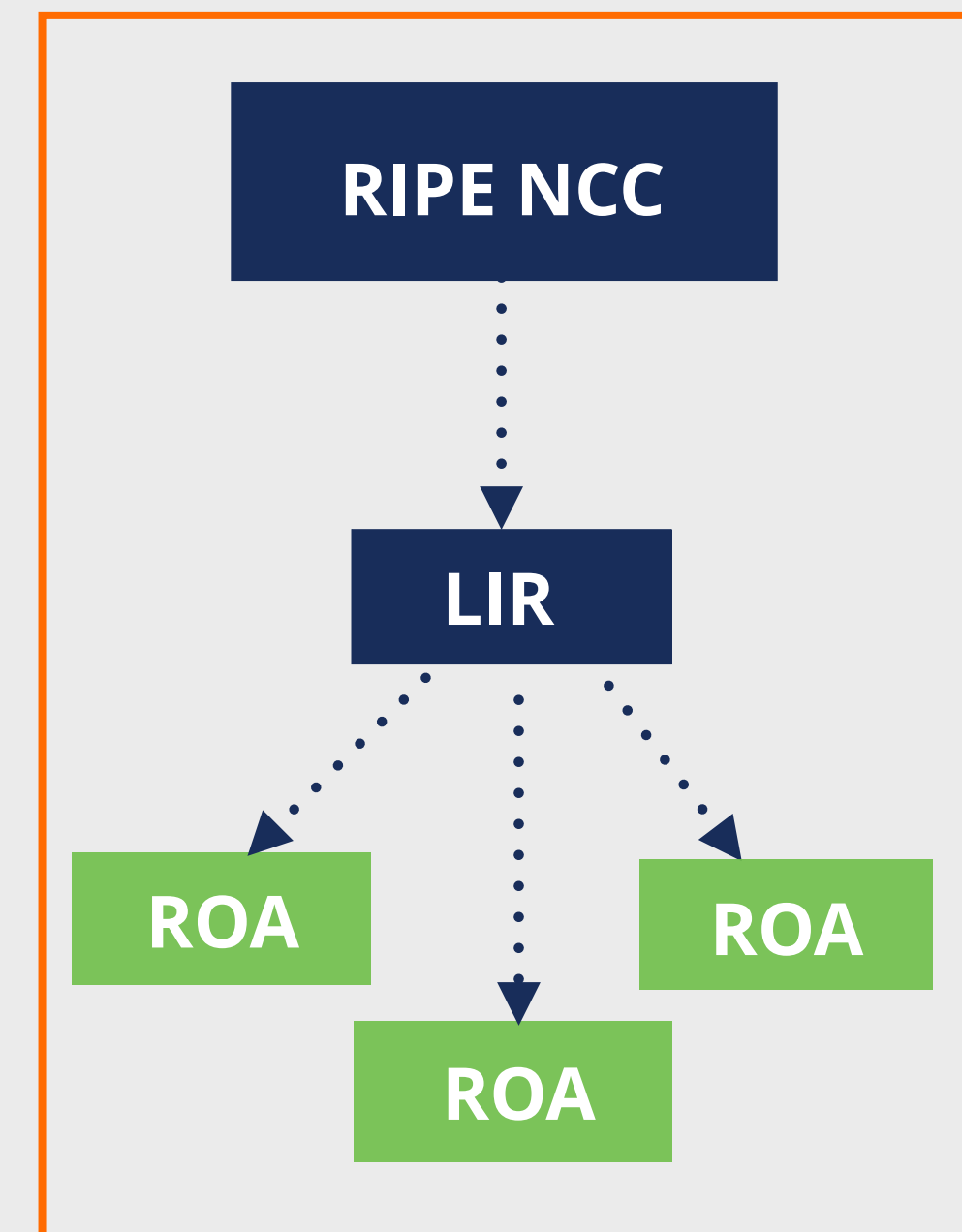
☐ I have read and agreed to [the RIPE NCC Certification Service Terms and Conditions](#)

**3** **Create Certification Authority**

# Hosted RPKI

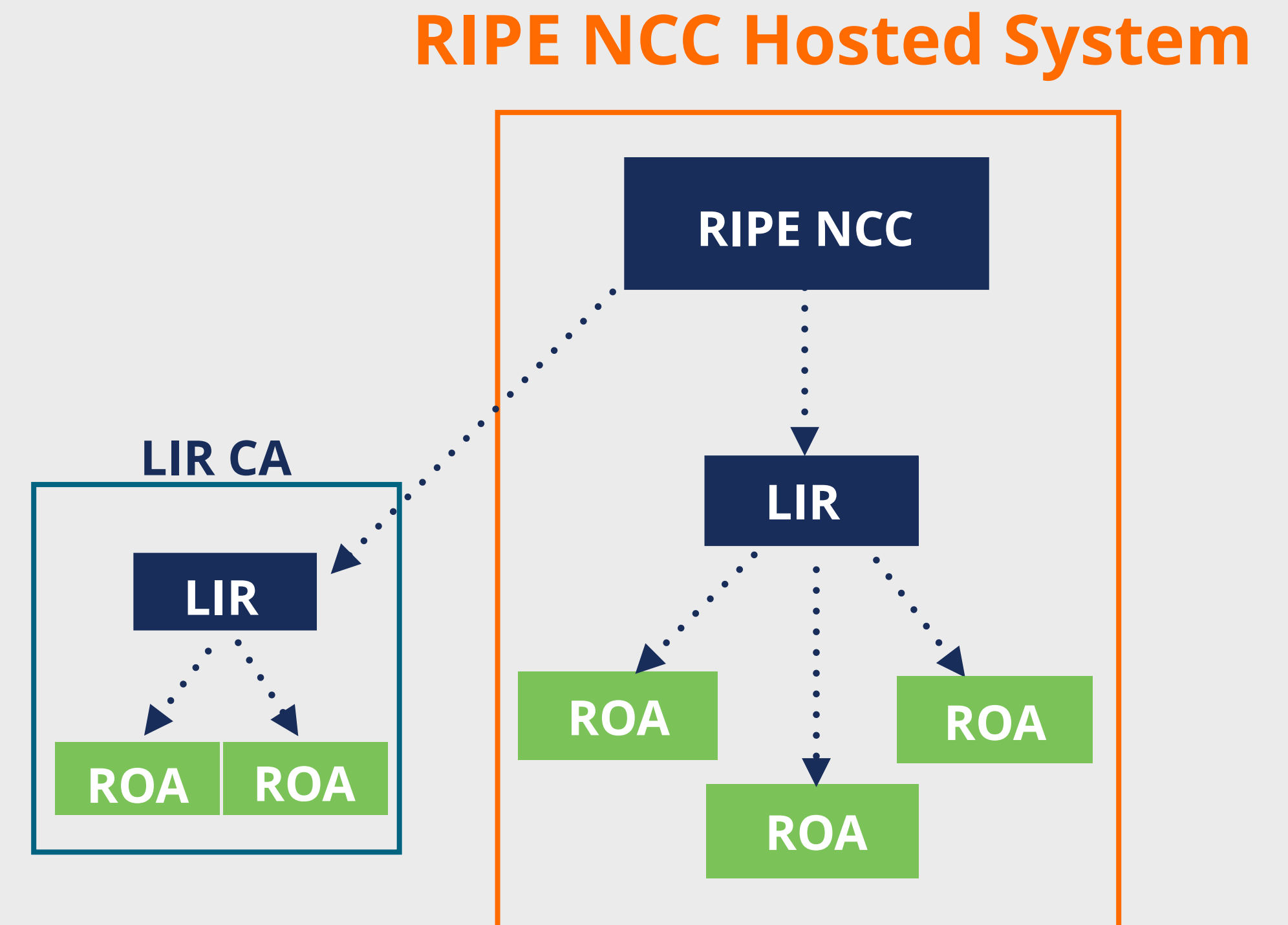
- ROAs are created and published using the **RIR's member portal**
- RIR hosts a CA for LIRs and signs all ROAs
- Automated signing and key rollovers
- Allows LIRs to focus on creating and publishing ROAs

## RIPE NCC Hosted System



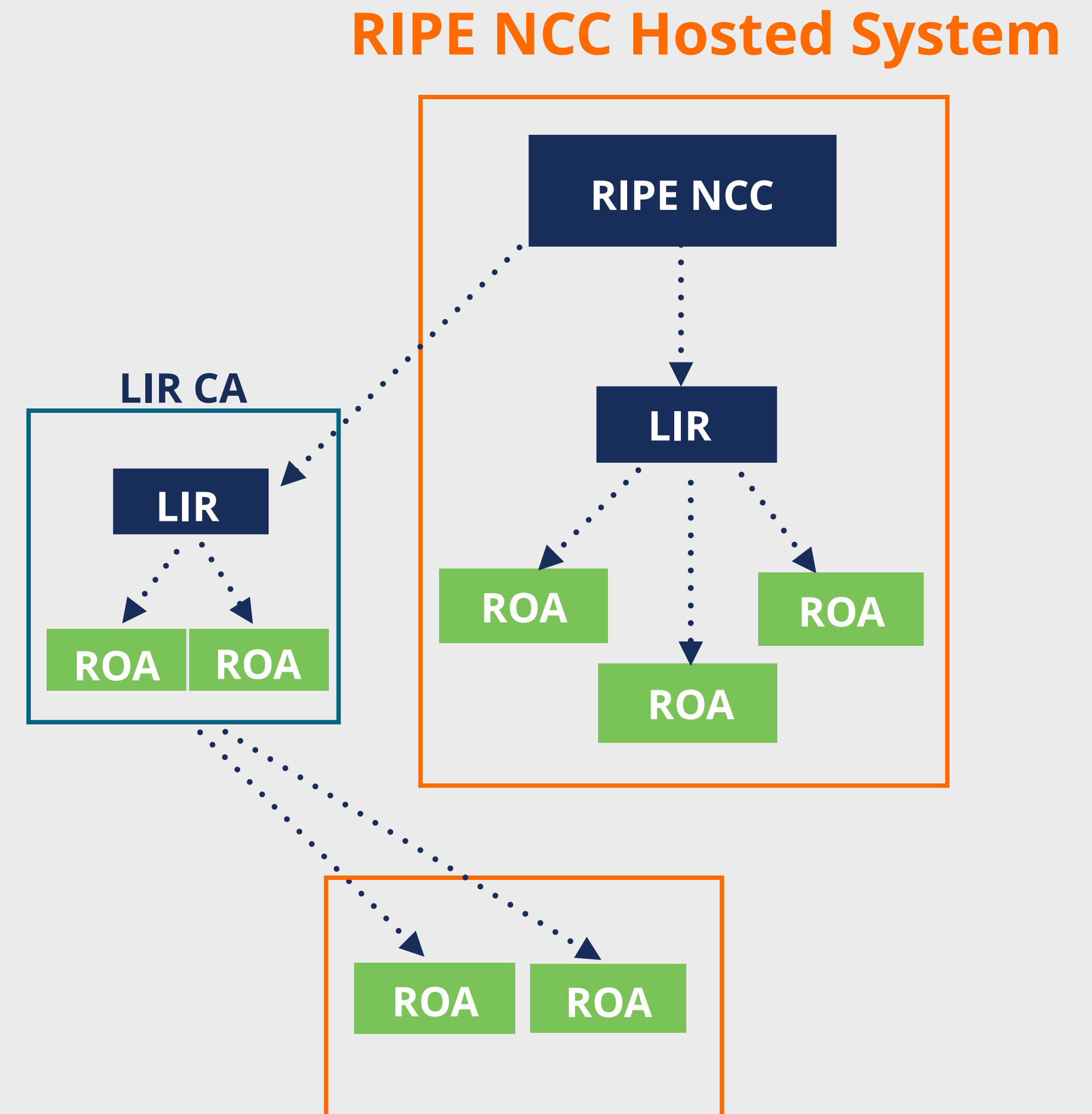
# Delegated RPKI

- Each LIR manages its part of the RPKI system:
  - Runs its own CA as a child of the RIR
  - Manages keys/key rollovers
  - Creates, signs and publishes ROAs
- Certificate Authority (CA) Software
  - **Krill** (NLnet Labs)
  - **rpkid** (Dragon Research Labs)



# Hybrid RPKI

- In-between hosted and delegated RPKI
- The LIR:
  - Runs its own CA as a child of the RIR
  - Manages keys/key rollovers and ROAs
  - Maintains key-pairs and objects and send them to RIR
  - RIR publishes ROAs in its repository
- Supported by APNIC, ARIN, RIPE NCC and NIRs
- AKA “Publication in parent” or “Publication as a service”





# RIPE NCC Hosted Solution



X

RPKI

Overview  
Overview of your dashboard

1

ROAs  
Manage your ROA objects

Alerts  
Setup your alerts

History  
View your CA history

[Go to overview](#)

## BGP Announcements and ROAs

Reseaux IP Europeens Network  
nl.ripencc-ts

BGP Announcements: 2

ROAs: 0

Pending Changes: 0

Show status:

Invalid

Unknown

Valid

Search for ASN/prefix

Origin AS

Prefix

Status



AS2121

193.0.24.0/21

Unknown

Create ROA



AS2121

2001:67c:64::/48

Unknown

Create ROA

3

Create 2 ROAs

Show status:

Invalid

Unknown

Valid

Origin AS

Prefix

Status



AS2121

193.0.24.0/21

Unknown



AS2121

2001:67c:64::/48

Unknown

# RIPE NCC Hosted Solution



4

✎ Review and Apply

Staged ROAs

Origin AS	Prefix	Max Length
✎ AS2121	2001:67c:64::/48	48
✎ AS2121	193.0.24.0/21	21

Affected Announcements

Origin AS	Prefix	Current Status	Future Status
AS2121	193.0.24.0/21	❓ Unknown	→ <input checked="" type="checkbox"/> Valid
AS2121	2001:67c:64::/48	❓ Unknown	→ <input checked="" type="checkbox"/> Valid

Apply now

Add to pending changes



# Certifying PI Resources

Requested and managed by PI End User or by Sponsoring LIR

1. Complete the wizard successfully

[Start the wizard to set up Resource Certification for PI and Legacy End User resources](#) 

2. Login to <https://my.ripe.net> and request a certificate
  - Sign in with your RIPE NCC Access account
3. Manage your ROAs



# Questions





# Lab Activity 5 - RPKI

## 5.1 - Creating ROAs



15 min





# Lab Activity 5.1 RPKI - Creating ROAs

- **Description:** Create (see demo) ROAs in the test RPKI Dashboard
- **Goals:**
  - Identify elements of the RPKI infrastructure
  - Register routing information in the RPKI dashboard by creating a ROA
- **Time:** 15 minutes
- **Tasks:**
  - 5.1.1 Check your BGP announcements
  - 5.1.2 Create (or see a demo) ROAs in the test RPKI Dashboard
  - 5.1.3 Create (or see a demo) a more specific ROA for one of your prefixes

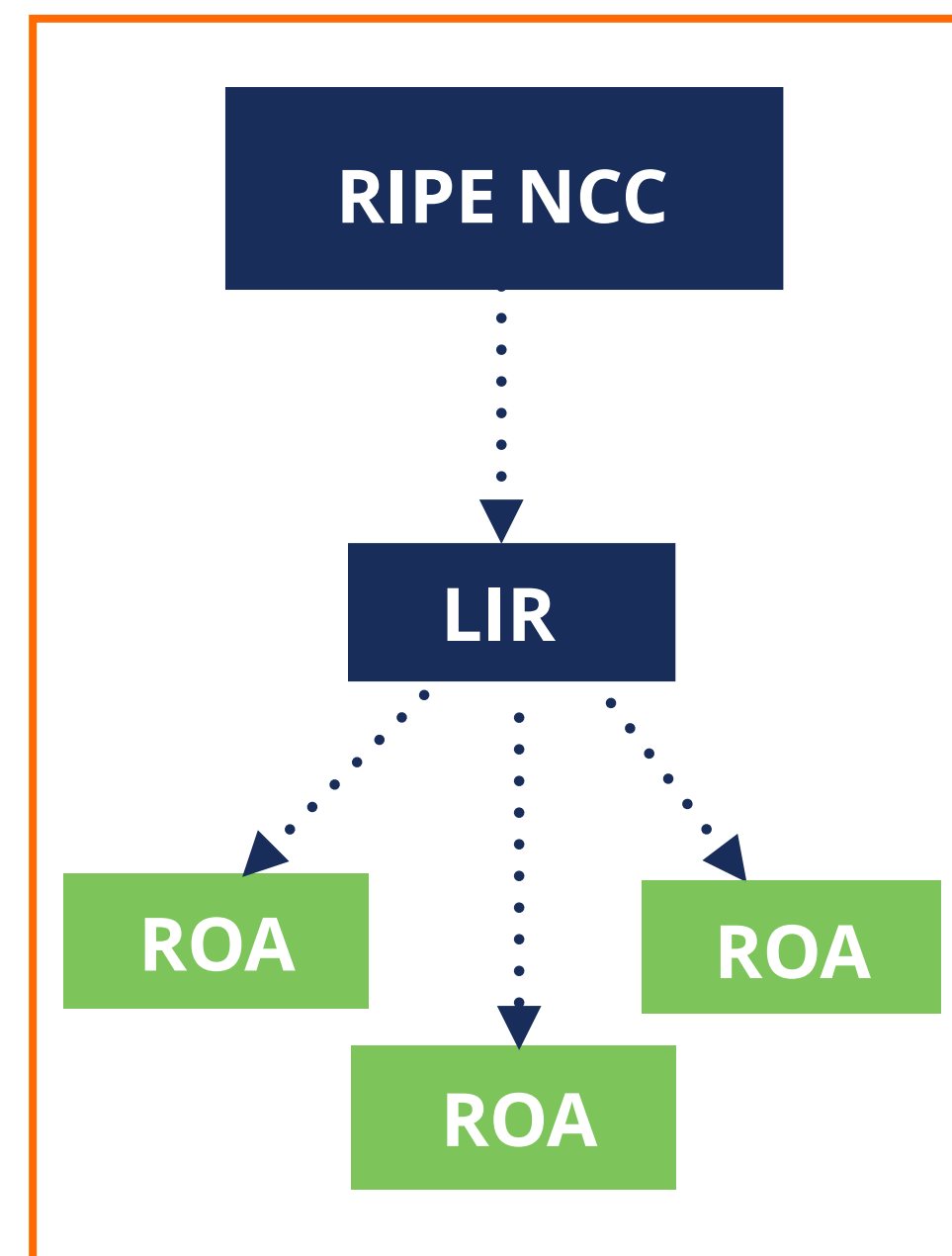




# Lab Activity 5.1 RPKI - Creating ROAs

- What have you learned?
  - How to create ROAs using the RIPE NCC Hosted RPKI service web interface


## RIPE NCC Hosted System





# Elements of RPKI

- The RPKI system consists of two parts:





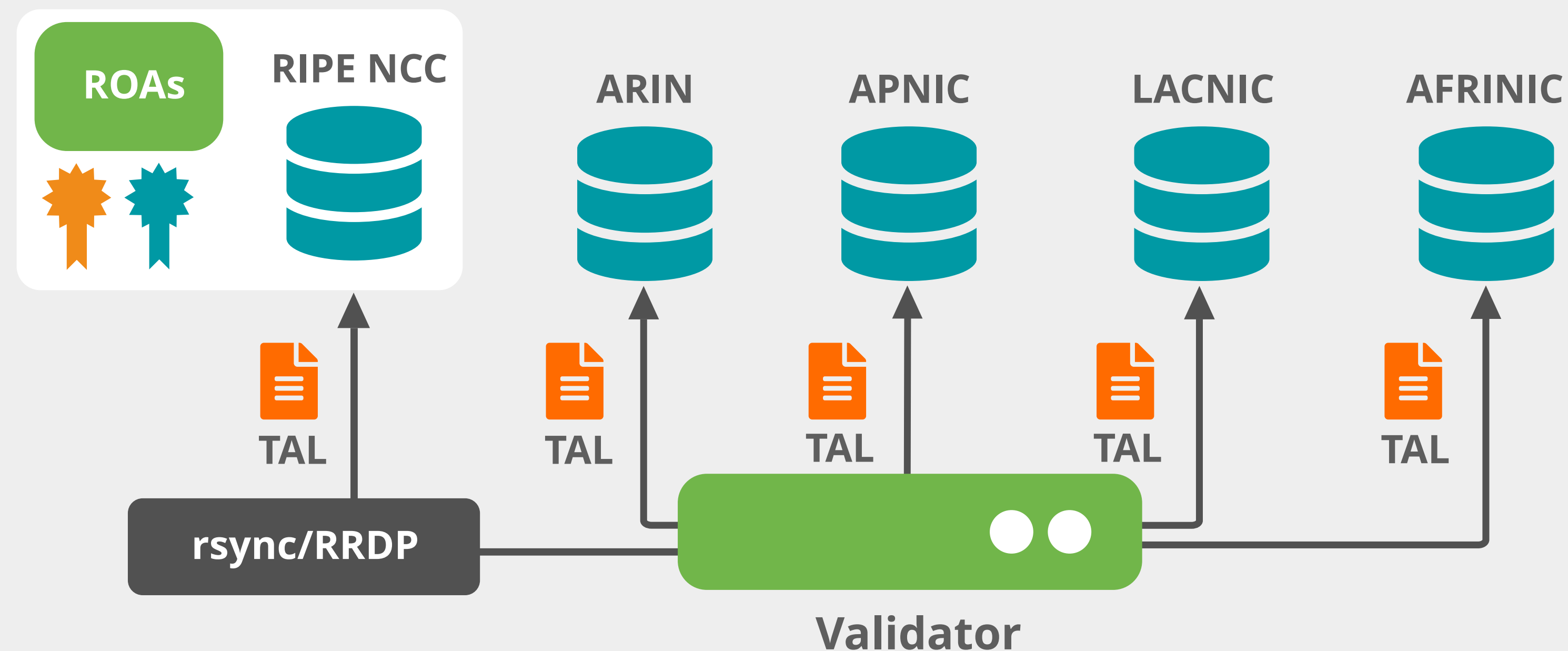
# RPKI Validation

- Verifying the information provided by others
- First, **validate the RPKI data**
  - Install a **validator software** locally in your network
  - Verify holdership through a public key and certificate infrastructure
- Second, **validate the origin** of BGP announcements
  - Known as BGP Origin Validation (**BGP OV**) or Route Origin Validation (**ROV**)
  - This is done in a **BGP router** in your network



# RPKI Validator

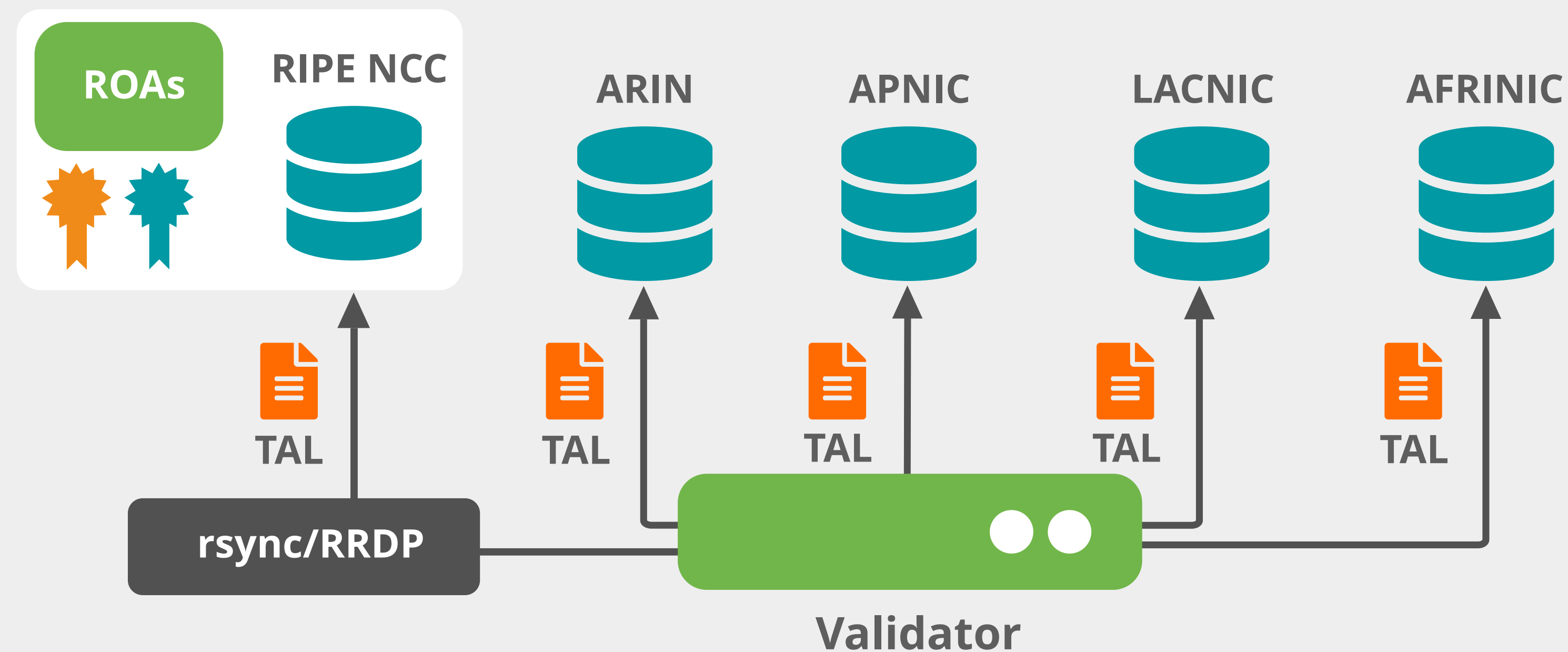
- Also known as **Relying Party (RP)** software
- Connects to RPKI repositories via **rsync** or **RRDP** protocol
- Uses information in TALs to connect to the repositories





# RPKI Validator

- Downloads ROAs from RPKI repositories
  - From RIRs and external repos
- Validates the chain of trust for all ROAs and associated CAs
  - Creates a local “**validated cache**” with all the **valid ROAs**



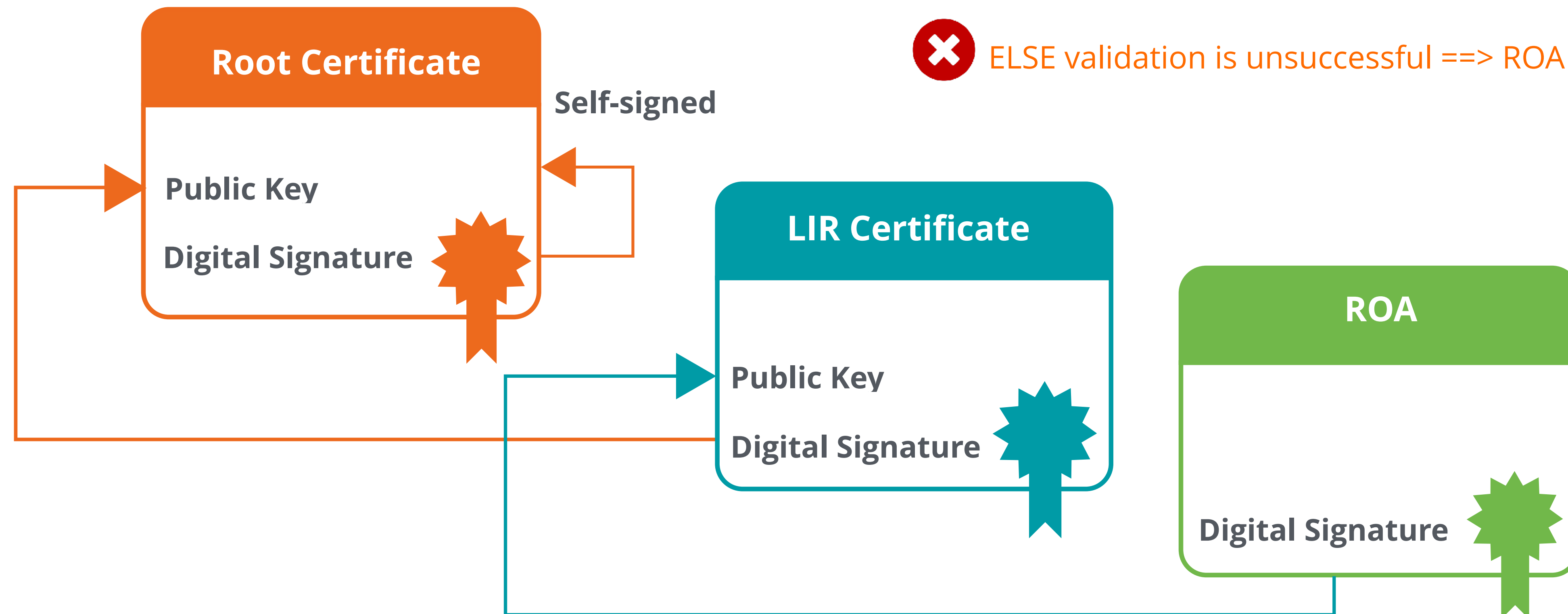
# ROA Validation Process



IF chain is complete ==> ROA is **VALID!**



ELSE validation is unsuccessful ==> ROA is **INVALID!**







# RPKI Validator Options

- **Routinator**
  - Built by NLNet Labs
- **FORT**
  - Open source RPKI validator
- **rpki-client**
  - Integrated in OpenBsd

## Links for RPKI Validators:

<https://github.com/NLnetLabs/routinator.git>

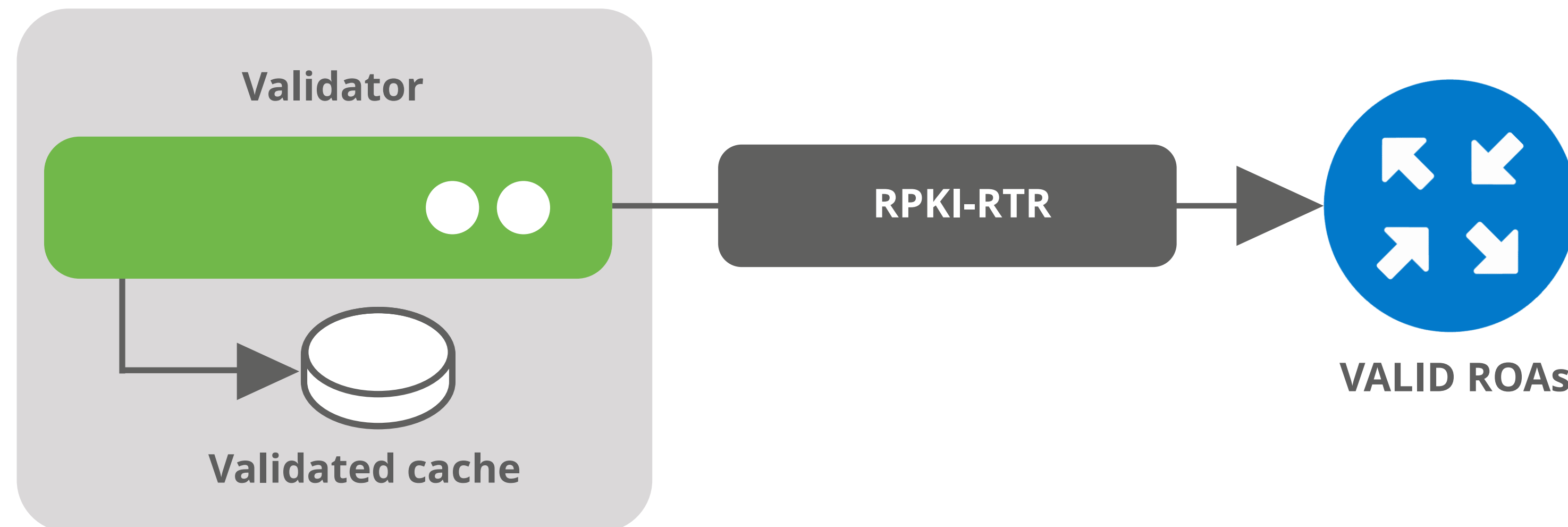
<https://github.com/NICMx/FORT-validator/>

<https://www.rpki-client.org/>

## More Information:

<https://rpki.readthedocs.io>

# Valid ROAs are sent to the router



Router uses this information to make better routing decisions!



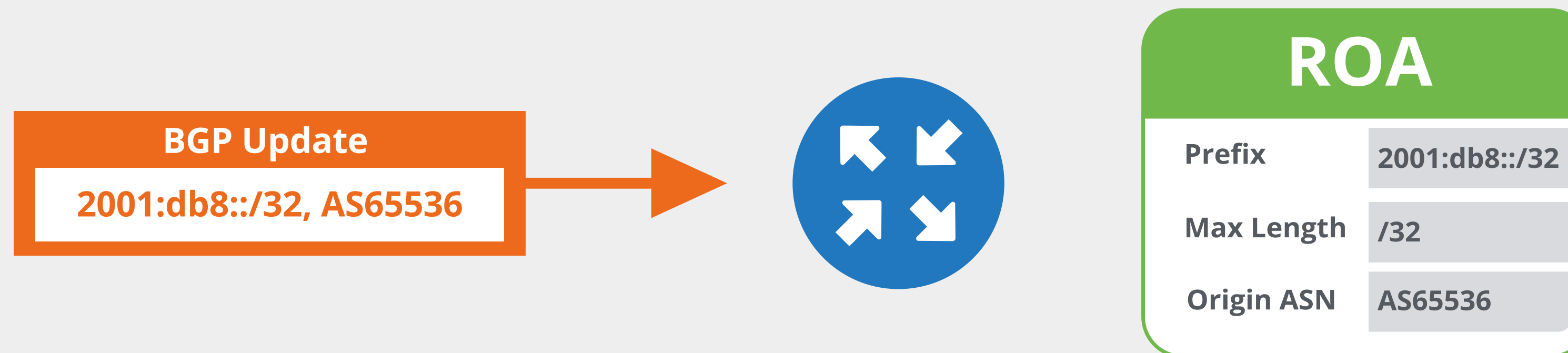
OR



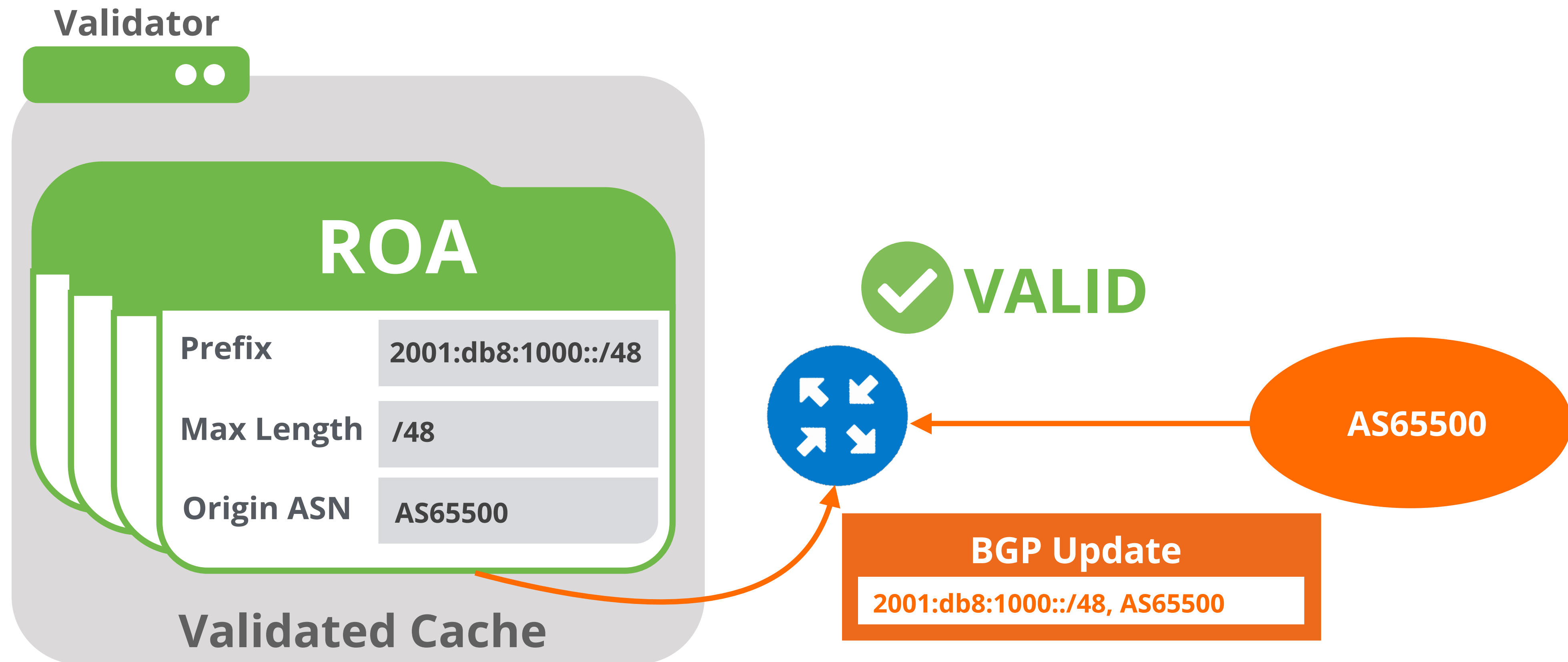


# BGP Origin Validation (BGP OV)

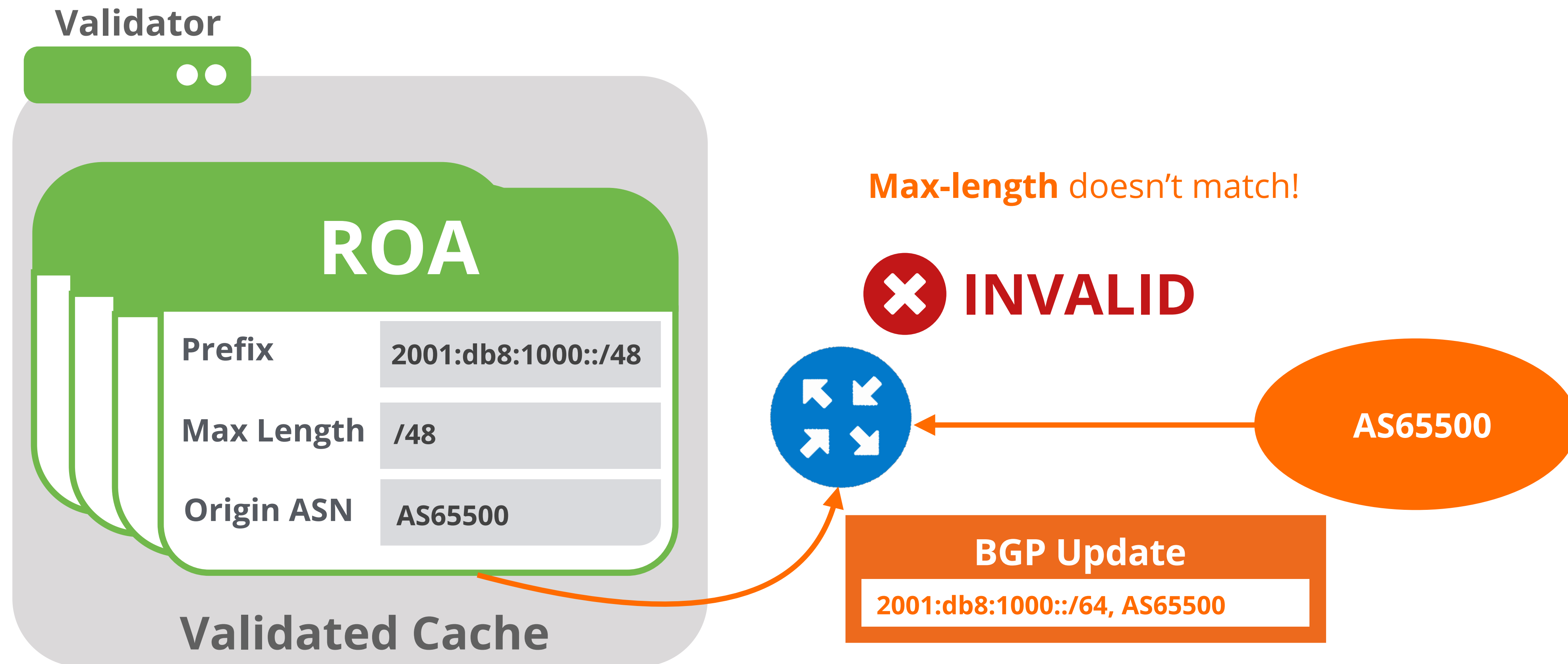
- RPKI based route filtering
- BGP announcements are compared against the **valid** ROAs
  - **Origin ASN** and **max-length** must match!
- Router decides the validation states of **routes**:
  - **Valid**, **Invalid** or **Not-Found**



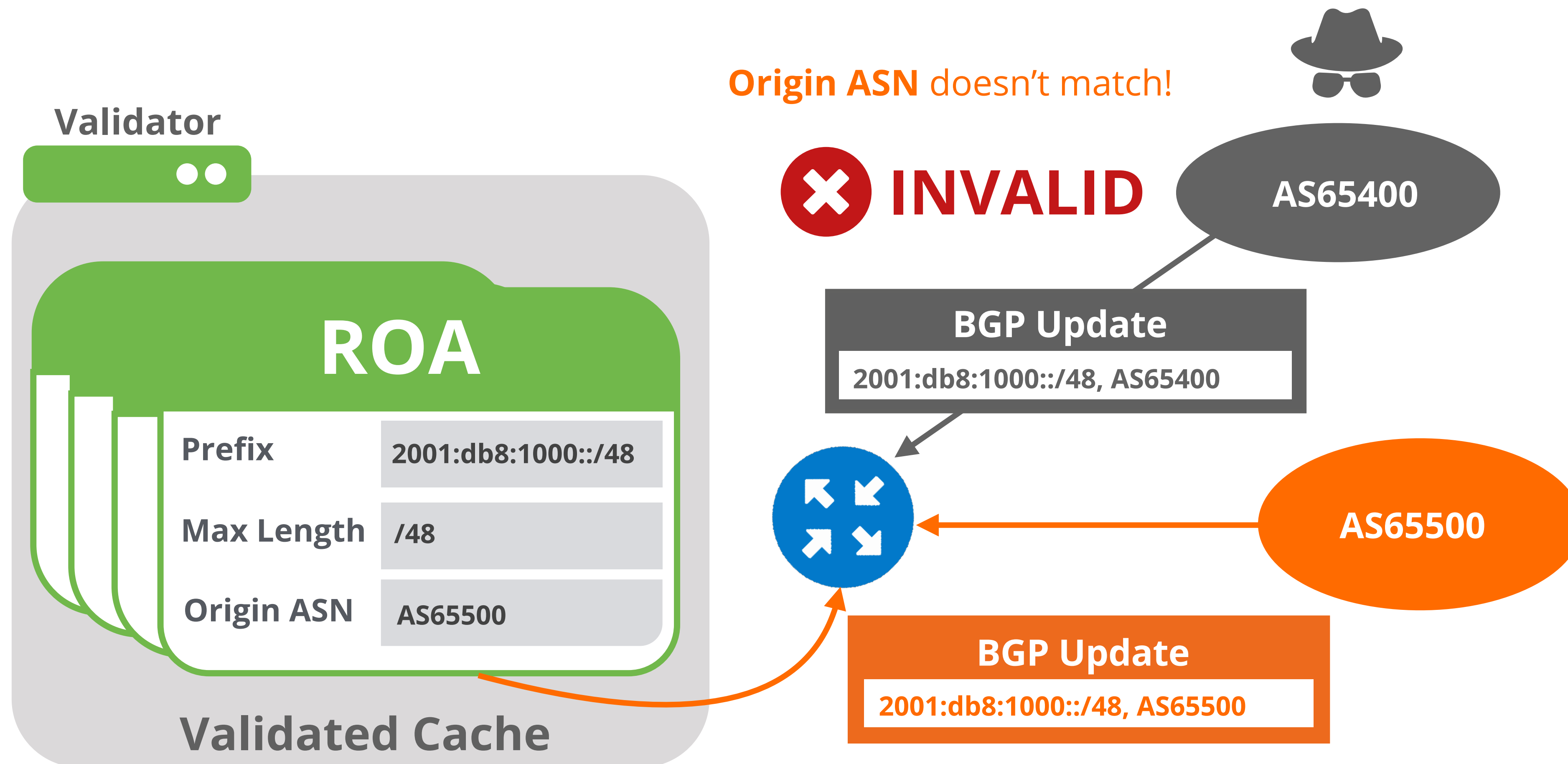
# How Does RPKI Validate the Origin?



# How Does RPKI Validate the Origin?

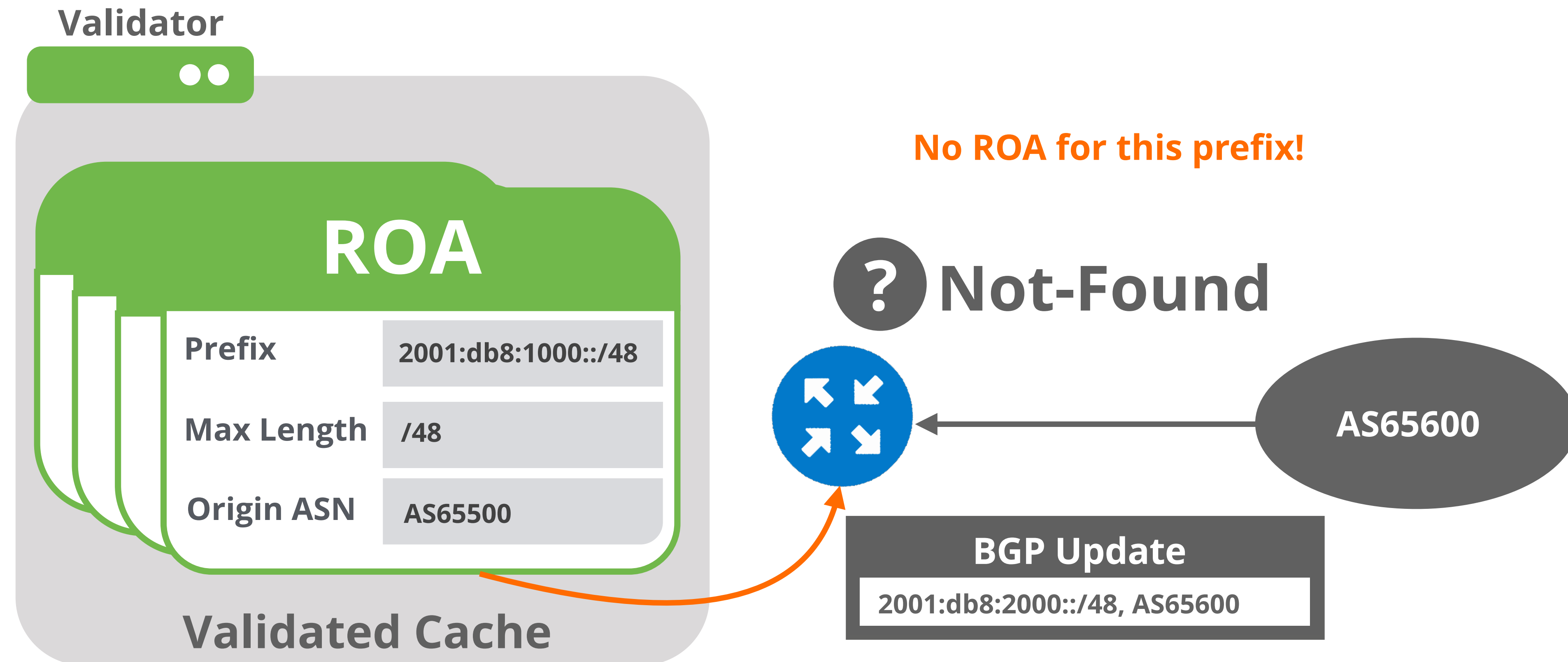


# How Does RPKI Validate the Origin?





# How Does RPKI Validate the Origin?



# The General Rule



**IF**

ROA exists that validates the prefix



The prefix is **Valid**

**ELSE IF**

any ROA invalidates the prefix



The prefix is **Invalid**

**ELSE**

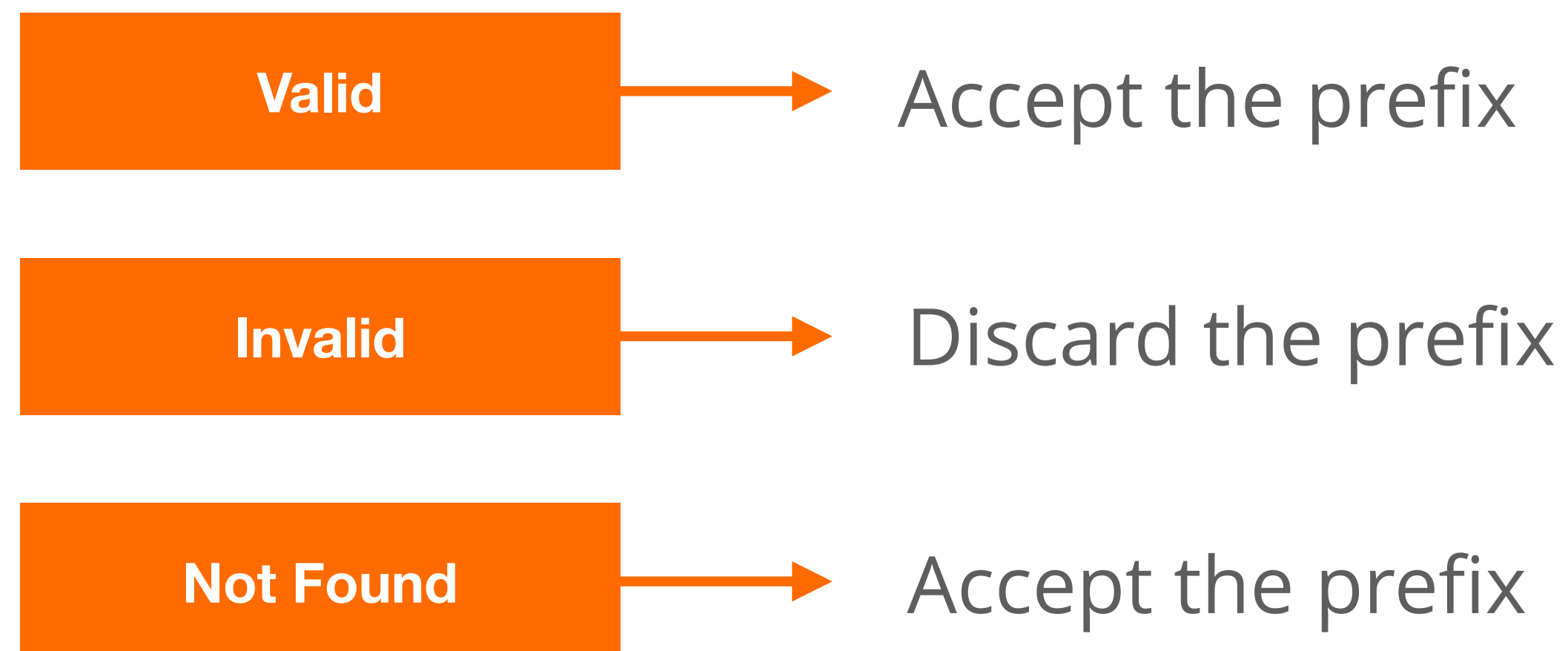


The prefix is **Not found**



# After Validating

- You have to make a decision: Accept or Discard

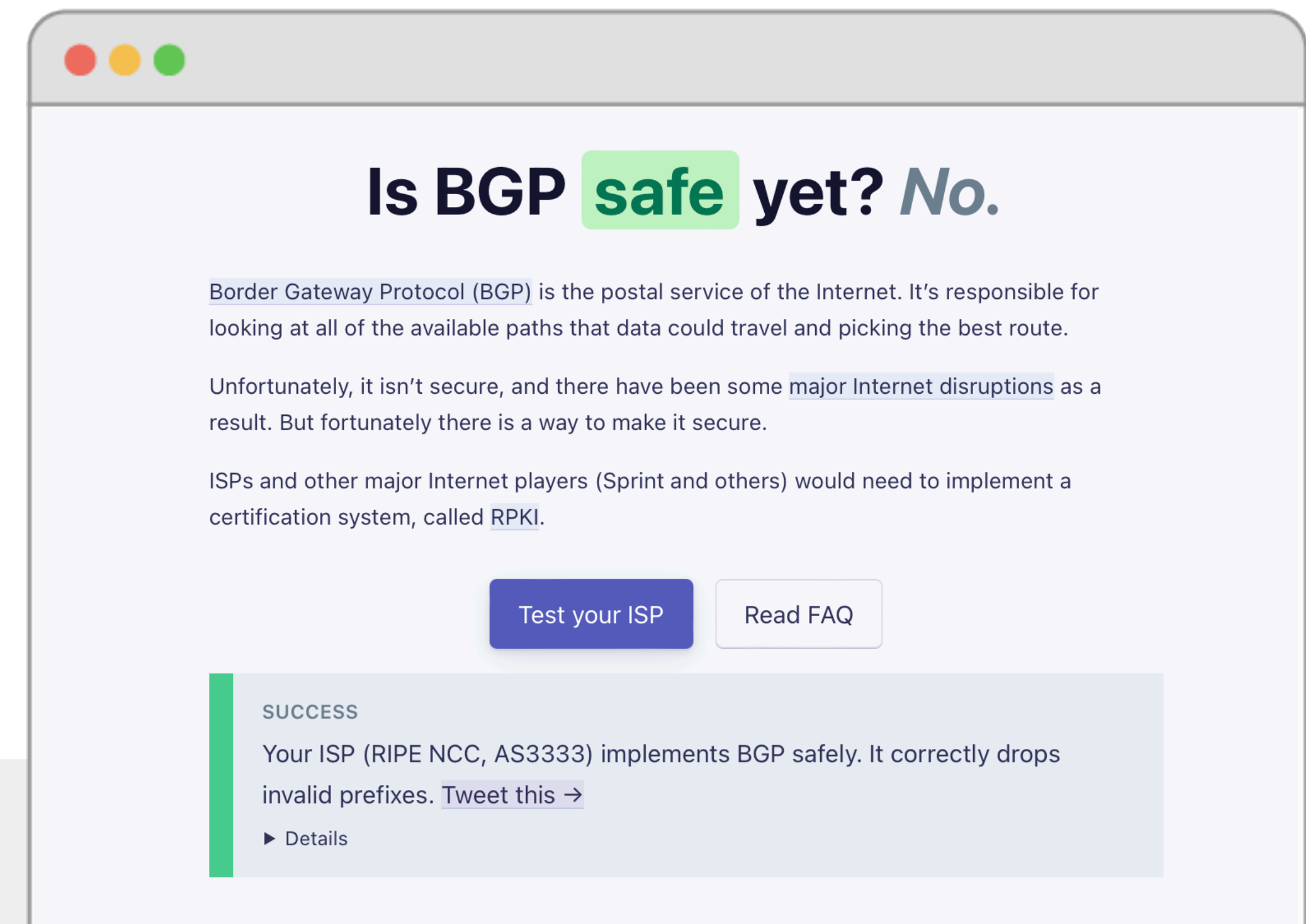


Do not consider dropping prefixes with “Not-Found” RPKI validation state!



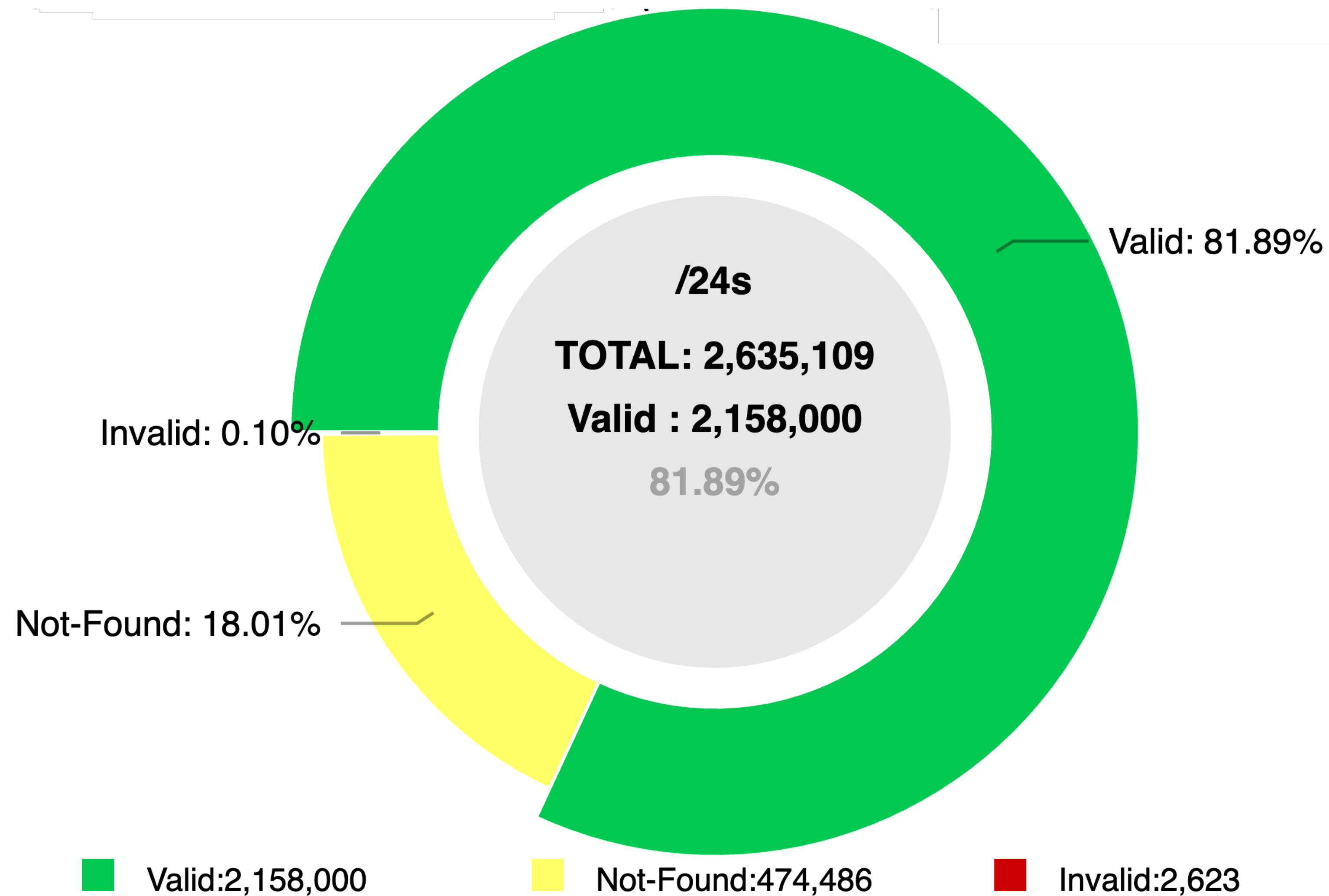
# Major Networks and RPKI Invalids

- Major networks are dropping invalids
  - Arelion, AT&T, Cloudflare, Netflix, Swisscom, Cogent and etc.
- They follow a phased approach: First peers, then customers
  - Tag invalids on all peers, then on all customers
  - Drop invalids for all peers, then for all customers



More information: <https://isbgpsafeyet.com/>

# ROV in the RIPE NCC Service Region (IPv4)



2025-02-23



# Questions





# Lab Activity 5 - RPKI

## 5.2 - BGP Origin Validation with RPKI



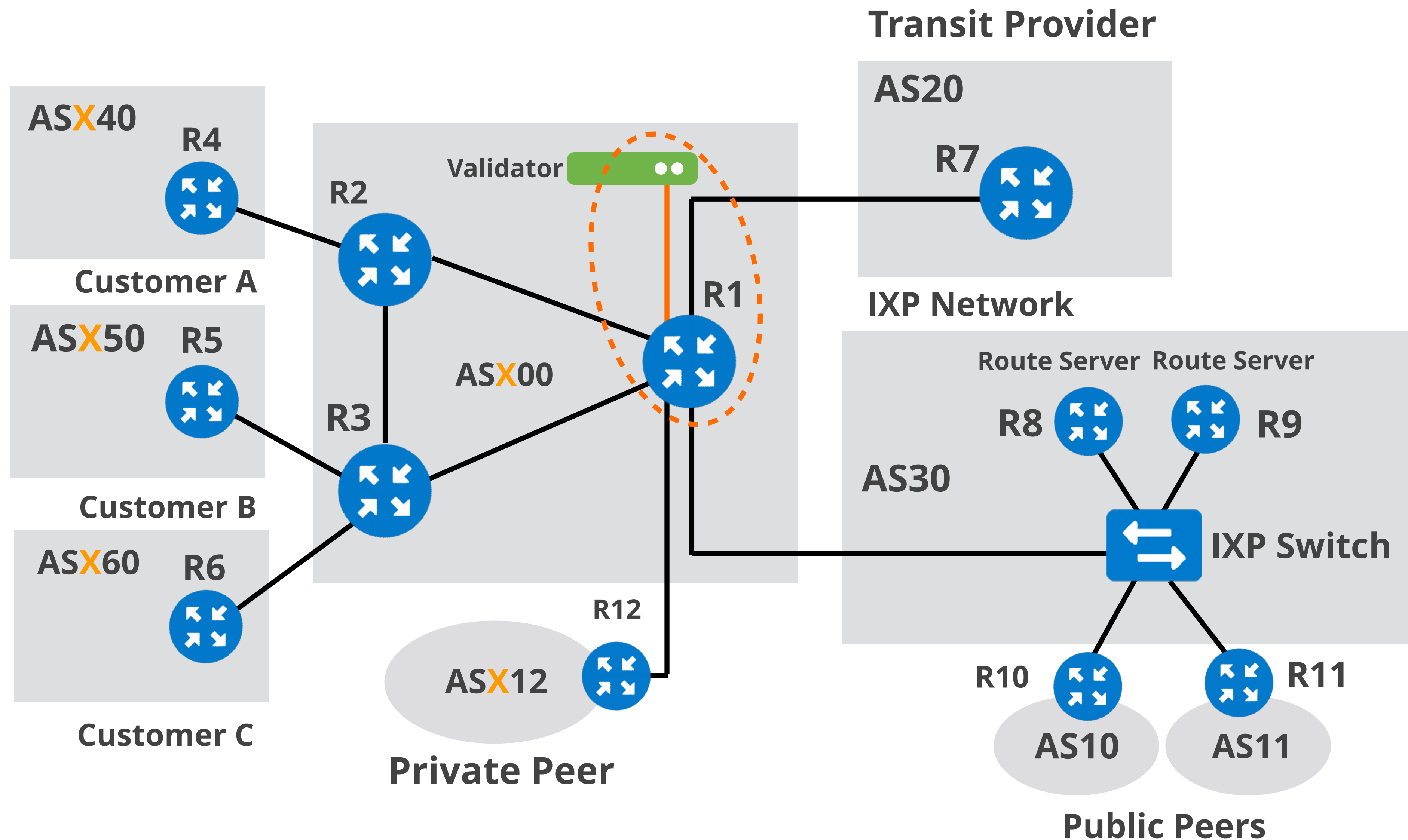
20 min





# Lab Activity 5.2 RPKI - BGP Origin Validation

- **Description:** Implement BGP Origin Validation and discard BGP announcements with “Invalid” RPKI status
- **Goals:**
  - Validate BGP announcements by using RPKI information (BGP OV)
  - Use RPKI data to discard BGP Invalids
- **Time:** 20 minutes
- **Tasks:**
  - 5.2.1 Check valid ROAs on Routinator’s GUI
  - 5.2.2 Connect the Validator and the BGP router
  - 5.2.3 Create a BGP Hijack



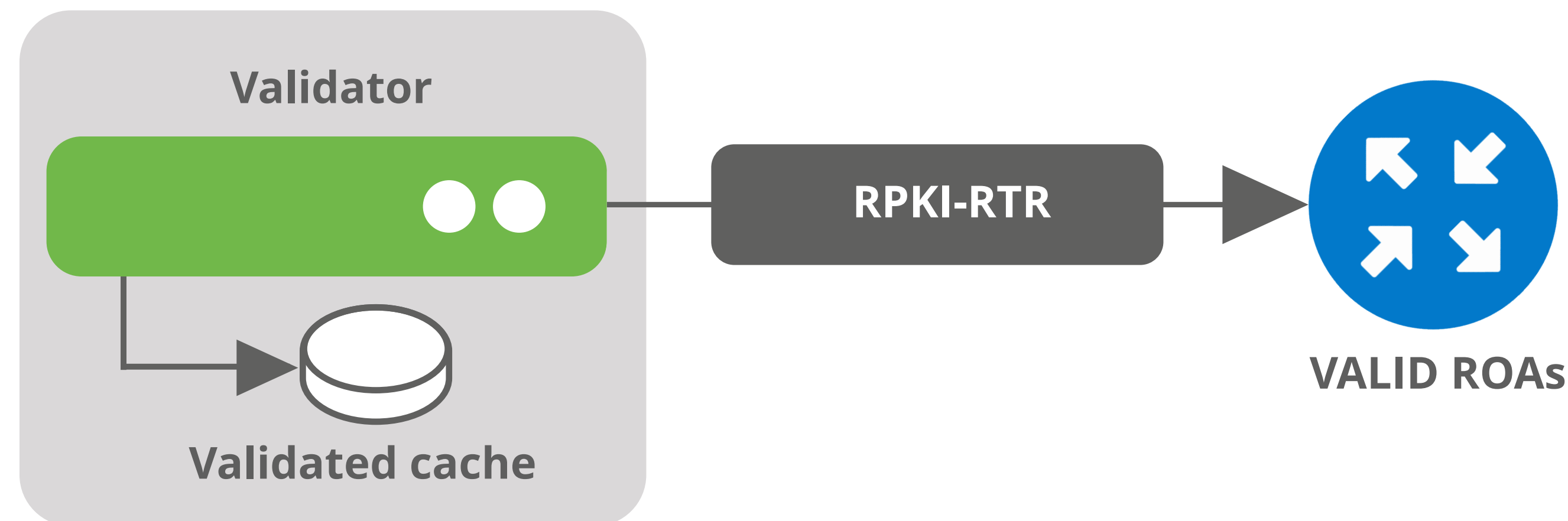
Your AS number AS X00

Your IPv6 allocation 2001:db8:X00::/48



# Lab Activity 5.2 RPKI - BGP Origin Validation

- What have you learned?
  - How to use the GUI of Routinator validator software
  - The steps to follow to implement BGP OV in your network
  - How does RPKI OV works in a simple BGP Hijack scenario





# Next Steps for BGP Routing Security

Section 4

# What's Next for Routing Security?



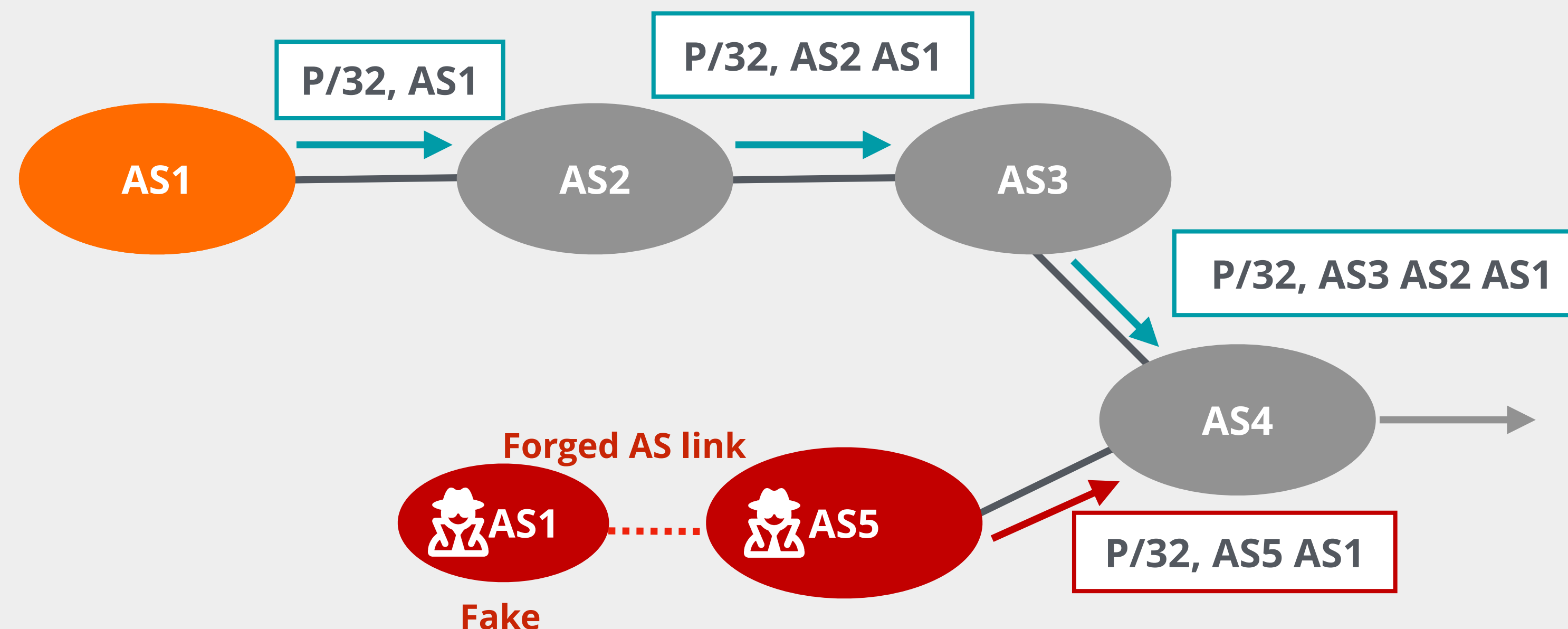
Dealing with Path Hijacks...





# Fake Path with Correct Origin

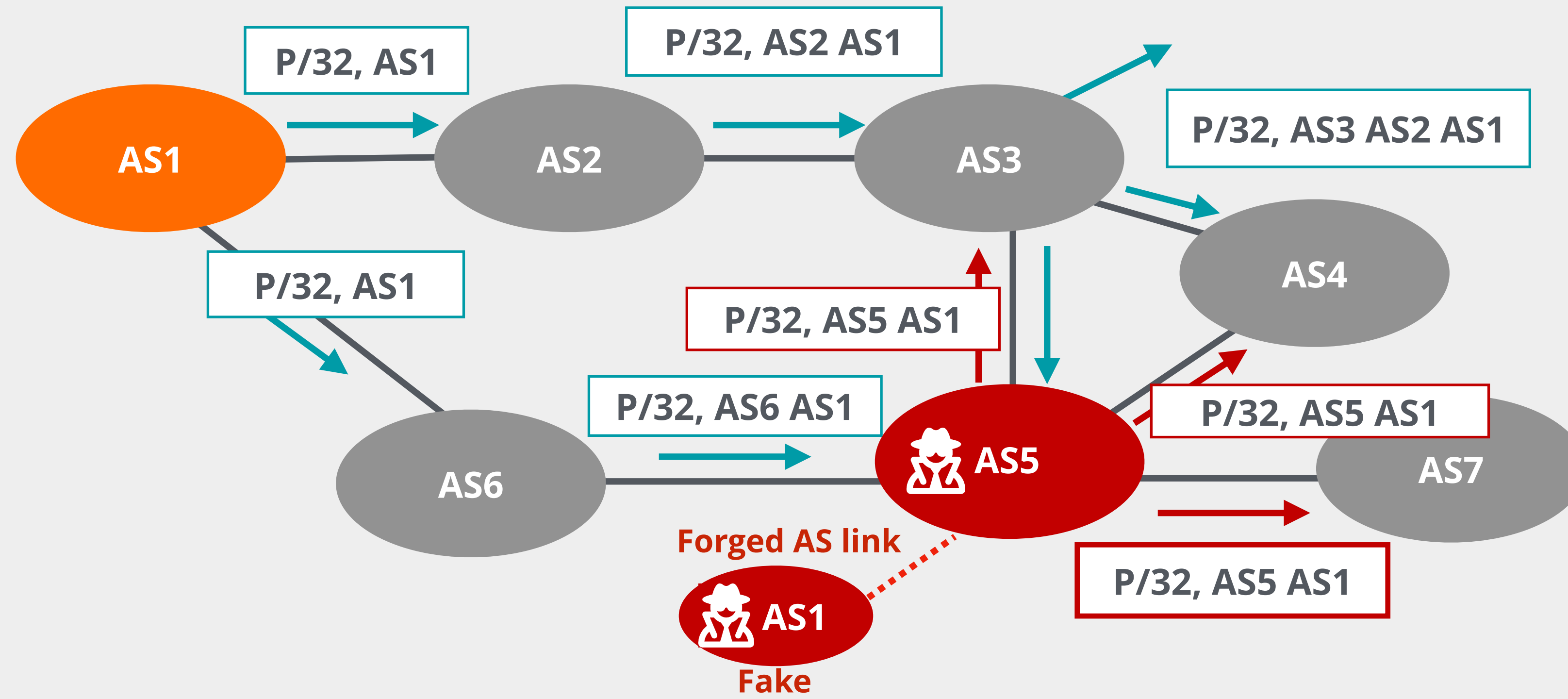
- The origin of the path does not change!
- The attacker:
  - Creates a forged AS link between two ASes
  - Reroutes the traffic to itself





# Modifying an Existing Path

- Neighbours of the attacker receive a false path
- The attacker can do either of these two things:
  - Analyse the traffic and then route to AS1
  - Drop the traffic to AS1





# What's Next for Routing Security?

- RPKI today focuses on **Origin Validation!**
- But RPKI OV cannot detect path manipulations!
  - Origin AS remains intact in the altered AS Path
- So what to do?
- The solution is to **validate the full BGP path**
- **Tentative solutions: BGPsec [RFC 8205] and ASPA**

RPKI is a stepping stone to **Path validation!**



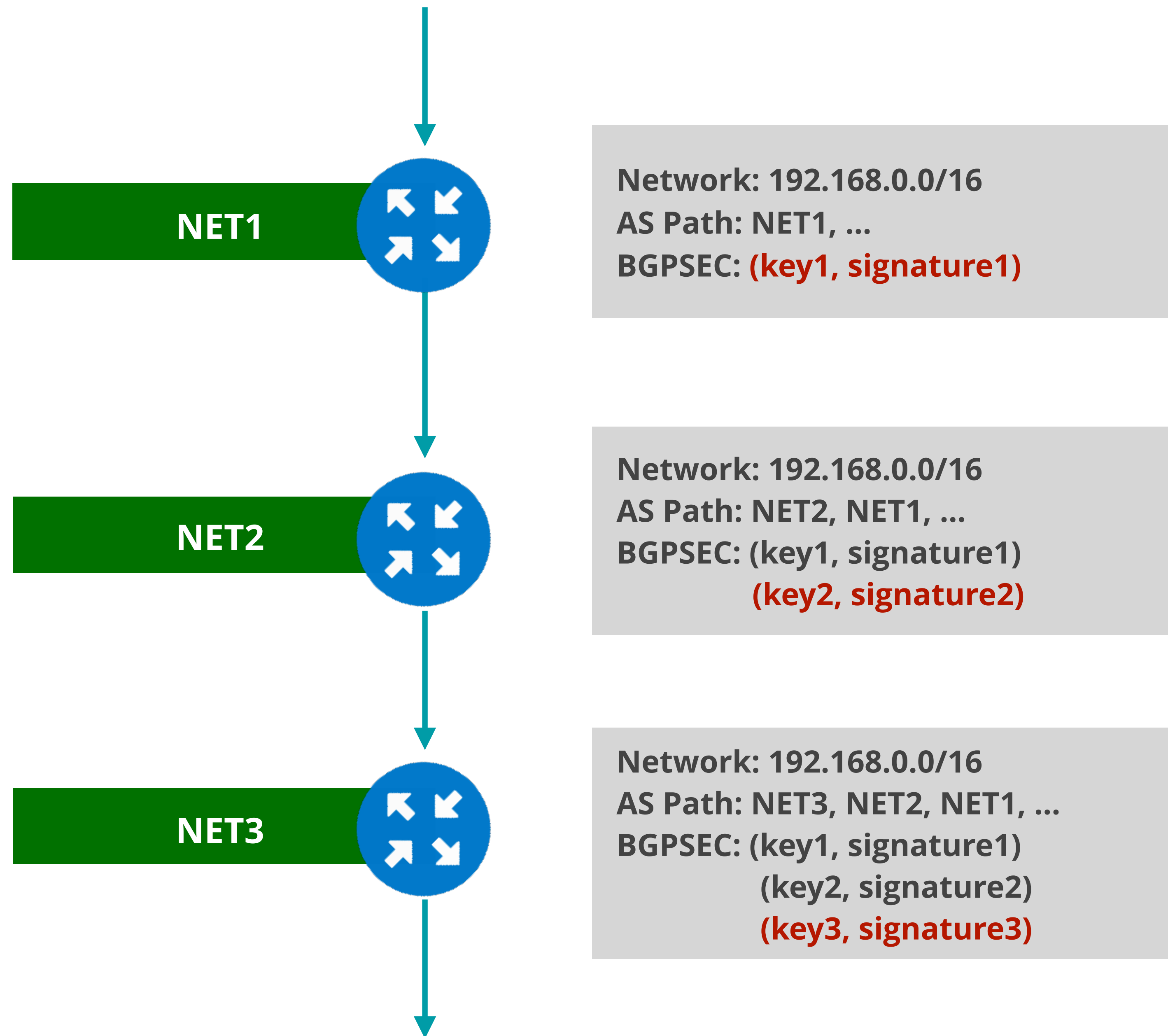
# BGPsec

- Designed to supplement BGP Origin Validation
- Relies on the RPKI certificates
  - Router certificates are issued to routers within an AS
- Introduces a new BGP path attribute, **BGPsec\_PATH**
  - Optional, non-transitive attribute
  - Carries digitally signed AS path information
  - Support is negotiated between BGP speakers



# BGP Operations

- Routers sign the AS path in a BGP UPDATE message
- Each BGP UPDATE containing BGPsec\_PATH attribute:
  - Can **advertise** a single prefix only
  - Can only be **sent** to one AS at a time
- Routers verify the chain of trust of **all of the signatures** of the AS Path







# BGPSec Has Some Limitations...

- Does not offer origin validation
- Does not prevent route leaks
- Expensive to run, requires more powerful routers
  - UPDATE messages are larger because of digital signatures
  - One UPDATE message is required for each prefix
  - BGP speakers need to perform cryptographic functions
- Does not support incremental deployment

That's why progress is very slow and no deployment yet!

# ASPA



- **A**utonomous **S**ystem **P**rovider **A**uthorisation
- Introduces a new digitally signed object, an **ASPA**
  - ASPA object defines upstreams for a defined AS
- ASPA proposes a lightweight solution for path validation
  - Leverages existing RPKI infrastructure
  - Does not require a new BGP attribute
  - Requires a database where ASPA objects could be queried
  - Verifies the sequence of ASes along the path



# How Does ASPA Work?

- Customer AS creates an ASPA object and signs it
  - Authorises a set of **Provider ASes** to propagate its route announcements
- In the Validation process, receiving AS
  - 1** Verifies that if there is a cryptographically valid ASPA for that customer
    - Is provider AS authorised to propagate a given customer's route?
  - 2** Verifies the AS path
    - Have routes been received from a customer, a provider, or from a route server?

If validation fails, then the route should be rejected!



# More About ASPA

- ASPA helps to detect route leaks and hijacks
- Incremental deployment is possible
- Still in draft state (about to become an RFC)
- Already supported in a couple of validators
- Support in OpenBGPD and NIST BGP-SRx



# Best Practices

## Section 5

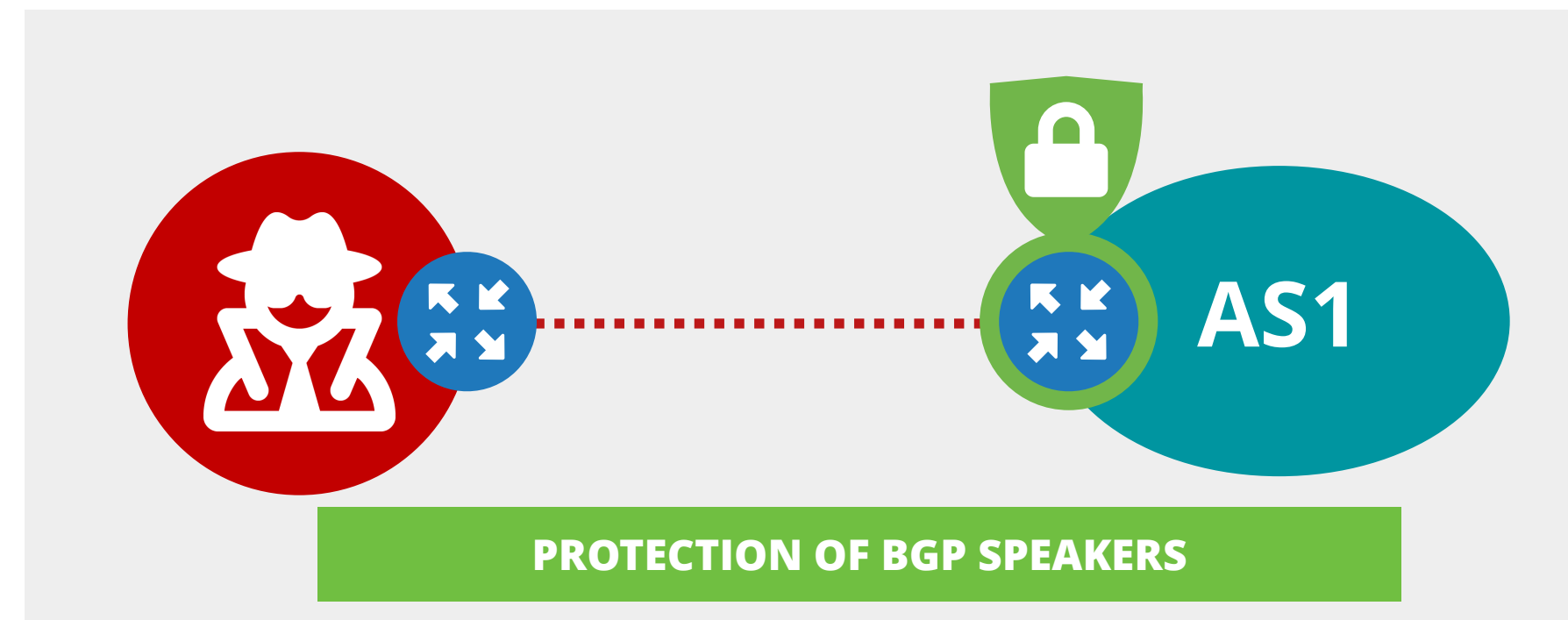


# For Secure Internet Routing

- Do not be the cause!
  - Announce the right **prefixes** to the right **peers**
- Do not distribute others' mistakes or attacks!
  - **Validate** the routing information you receive
- Do not be the victim!
  - Take all the measures you can to **protect** your network



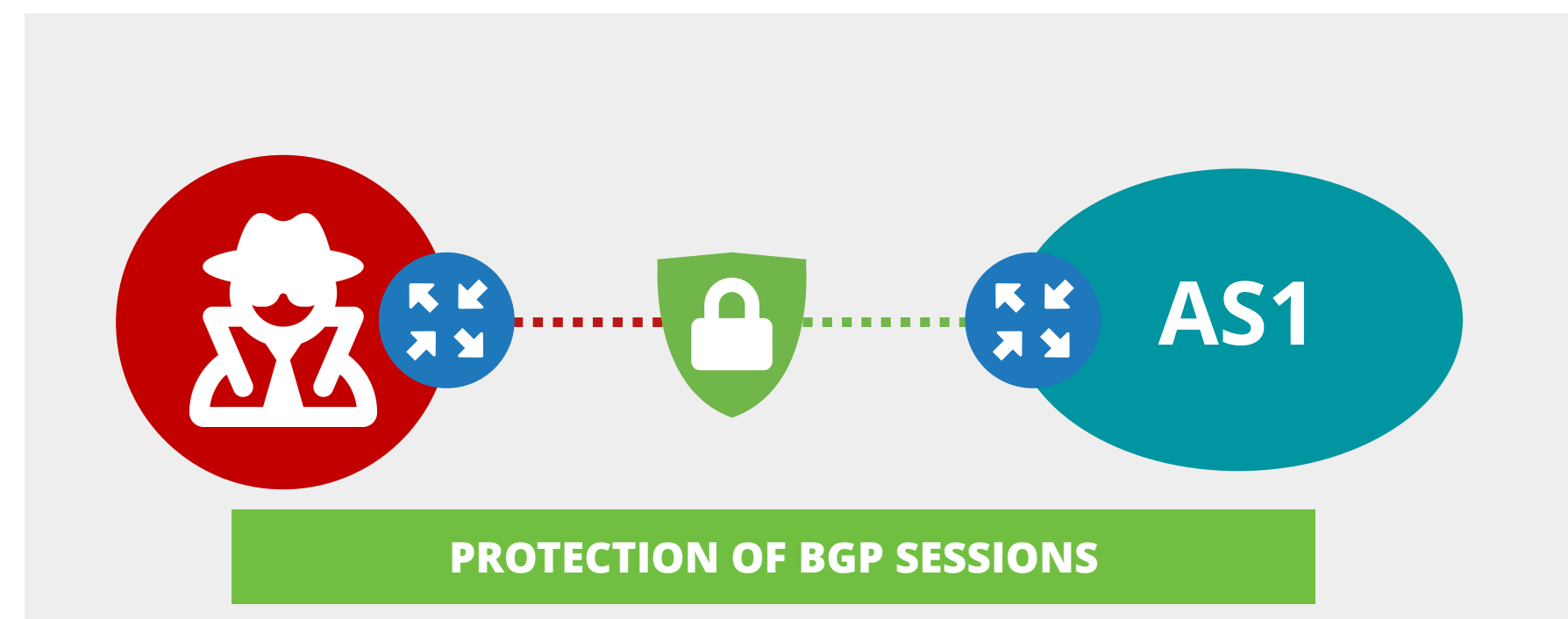
# BGP Security Measures



Only BGP peers to send packets to TCP 179: Control Plane Policing (CoPP) or ACLs (if CoPP not supported)

Limit accepted BGP traffic

uRPF to mitigate DoS/DDoS attacks

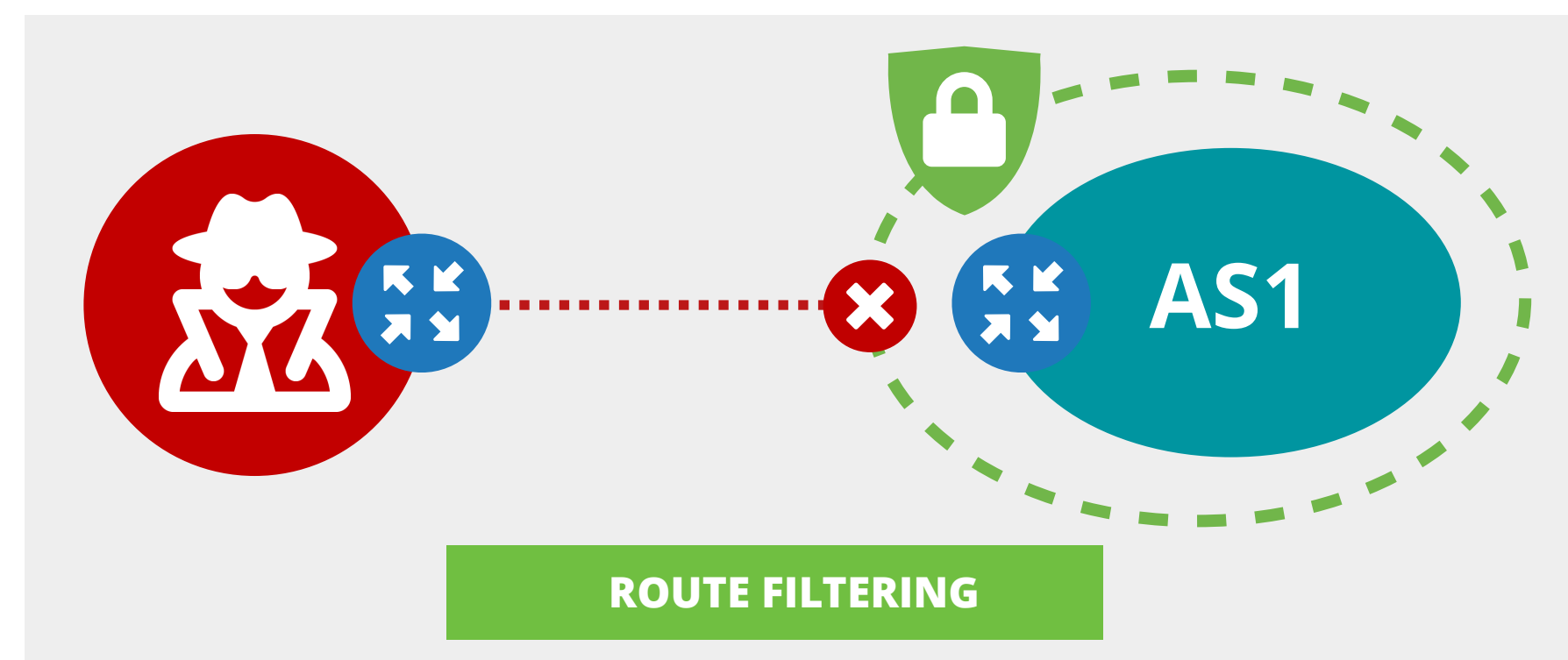


MD5



TCP-AO

BGP TTL Security (GTSM)



Inbound/outbound filters by type of peer

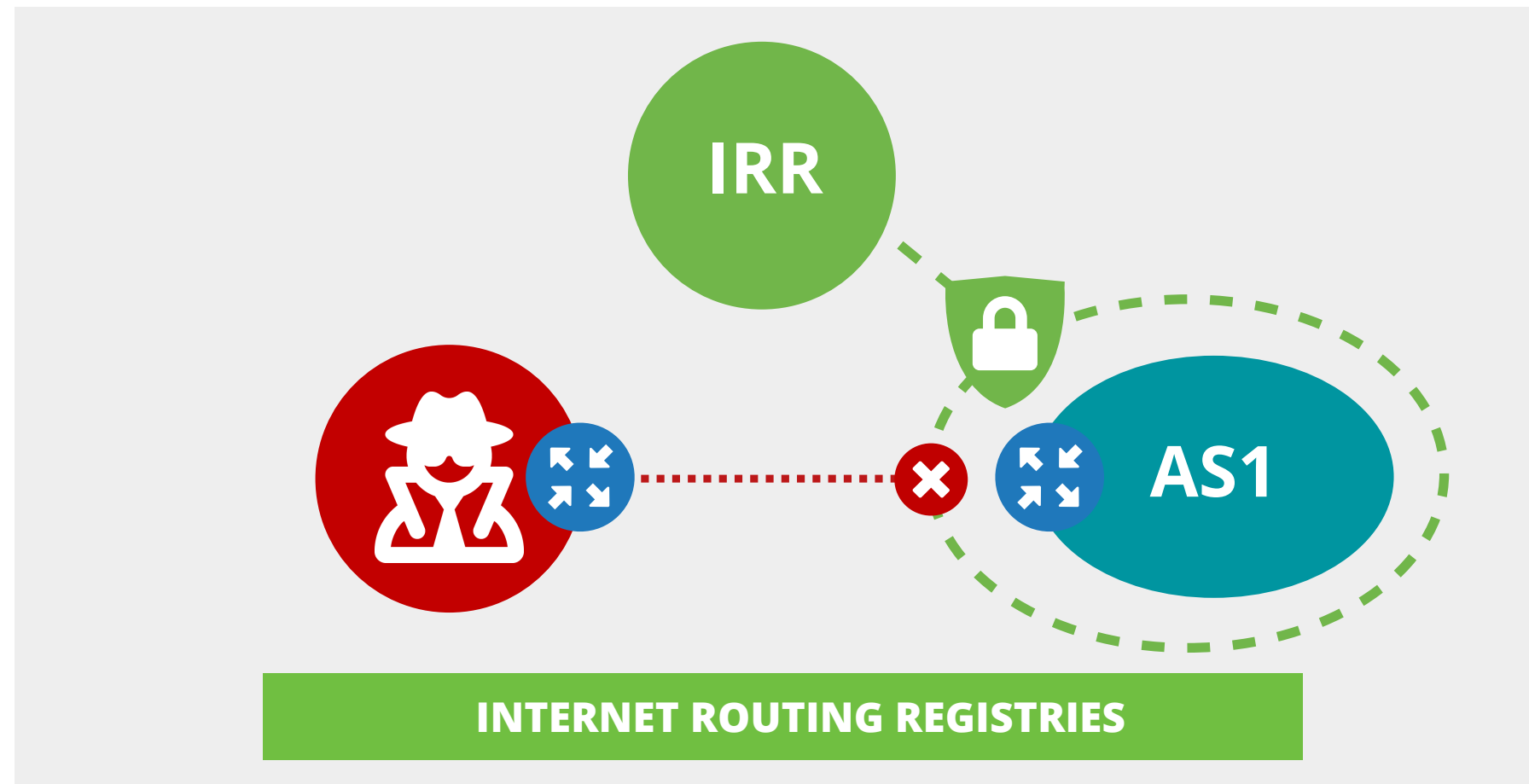


Filtering based on prefixes and/or AS Path



Manual or Automatic (IRRs) configuration

# BGP Security Measures



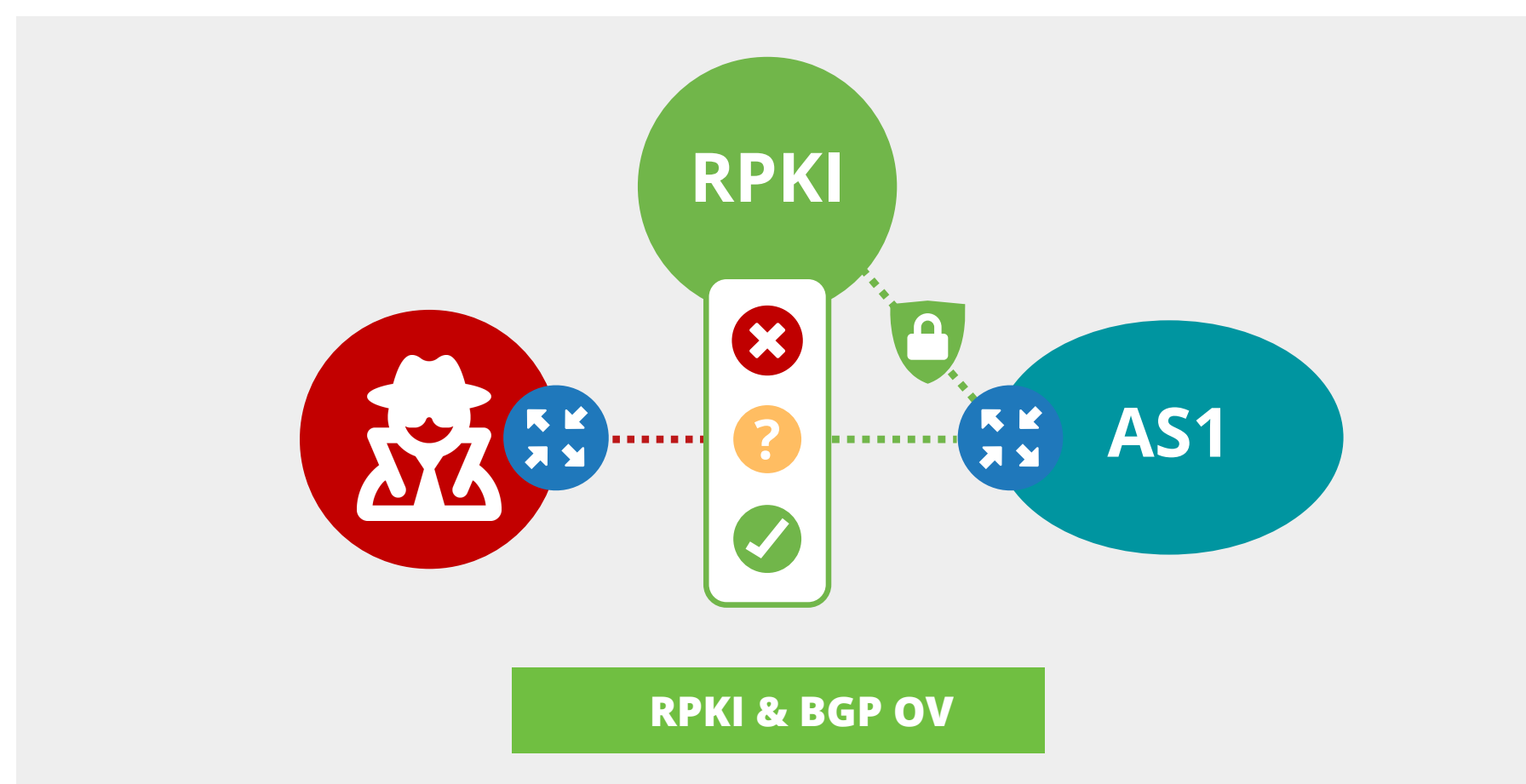
Create your route(6) objects in IRR



Update your IRR info regularly

Automate filters creation (IRR) (double check)

Document your Routing Policy



Create ROAs for your address space



max-length considerations (your most specific)

or, one ROA per prefix and more-specific

Implement BGP Origin Validation (OV)



Discard INVALID routes

Never discard NOT-FOUND routes



# Check Your Routing

- RIPEstat
  - <https://stat.ripe.net>
- IXP Country Jedi
  - <https://jedi.ripe.net/latest/>
- Bgpmon
  - <https://routeviews.org>
  - <http://traceroute.org>
- IRR Explorer
  - <https://irrexplorer.nlnog.net>
- RIPE Atlas
  - <https://atlas.ripe.net>
- NLNOG Ring
  - <https://ring.nlnog.net>
- HE BGP Toolkit
  - <https://bgp.he.net>
- BGP.tools
  - <https://bgp.tools/>



# Questions



# We want your feedback!



What did you think about this session? Take our survey at:

<https://www.ripe.net/feedback/bgp/>








Learn something new today!  
**[academy.ripe.net](https://academy.ripe.net)**







# RIPE NCC Certified Professionals



<https://getcertified.ripe.net/>






Have more questions? Ask us!

**academy@ripe.net**





Ěnn	Соңы	An Críoch	پایان	Ende	Y Diwedd
Vége	Endir	Finvezh	վերջ	Кінець	Koniec
Son	დასასრული	הסוף	Tmíem	Liðugt	Finis
Lõpp	Amaia	Loppu	Slutt		Kraj
Kraj	Sfârșit	النهاية	Конец	Konec	Fund
Fine	Fin	Einde	Fí	Край	Beigas
					Τέλος
Fim	Slut				Pabaiga





# What's Next in BGP



## Webinars

**Attend another webinar live wherever you are.**

- ❖ BGP Filtering (1 hr)
- ❖ Deploying RPKI (2 hrs)
- ❖ Introduction to RPKI (1 hr)
- ❖ Internet Routing Registry (1 hr)



For more info click the link below



[learning.ripe.net](https://learning.ripe.net)



## Face-to-face

**Meet us at a location near you for a training session delivered in person.**

- ❖ BGP Routing Security (8.5 hrs)



## E-learning

**Learn at your own pace at our online Academy.**

- ❖ BGP Security (10 hrs)



For more info click the link below



[academy.ripe.net](https://academy.ripe.net)



## Examinations

**Learnt everything you needed? Get certified!**

- ❖ BGP Security Associate



For more info click the link below



[getcertified.ripe.net](https://getcertified.ripe.net)

# Copyright Statement

[...]

The RIPE NCC Materials may be used for **private purposes, for public non-commercial purpose, for research, for educational or demonstration purposes**, or if the materials in question specifically state that use of the material is permissible, and provided the RIPE NCC Materials are not modified and are properly identified as RIPE NCC documents. Unless authorised by the RIPE NCC in writing, any use of the RIPE NCC Materials for advertising or marketing purposes is strictly forbidden and may be prosecuted. The RIPE NCC should be notified of any such activities or suspicions thereof.

[...]

**Find the full copyright statement here:**

<https://www.ripe.net/about-us/legal/copyright-statement>

